

**QUARTERLY STATEMENT**

**OF THE**

**STEWART TITLE**

**INSURANCE COMPANY**

**of** **NEW YORK**

**in the state of** **NEW YORK**

**TO THE**

**Insurance Department**

**OF THE**

**STATE OF**

**NEW YORK**

**FOR THE QUARTER ENDED**

**September 30, 2012**

**TITLE**

**2012**



51420201220100103

# QUARTERLY STATEMENT

AS OF SEPTEMBER 30, 2012  
OF THE CONDITION AND AFFAIRS OF THE

## Stewart Title Insurance Company

**NAIC Group Code** 0340 , 0340 **NAIC Company Code** 51420 **Employer's ID Number** 76-0233294  
(Current Period) (Prior Period)

**Organized under the Laws of** New York **State of Domicile or Port of Entry** New York  
**Country of Domicile** United States

**Incorporated/Organized** October 26, 1987 **Commenced Business** December 2, 1987

**Statutory Home Office** 300 East 42nd Street 10th Floor , New York, NY 10017  
(Street and Number) (City or Town, State and Zip Code)

**Main Administrative Office** 300 East 42nd Street 10th Floor  
(Street and Number)  
New York, NY 10017 212-922-0050  
(City or Town, State and Zip Code) (Area Code) (Telephone Number)

**Mail Address** 300 East 42nd Street 10th Floor , New York, NY 10017  
(Street and Number or P.O. Box) (City or Town, State and Zip Code)

**Primary Location of Books and Records** 300 East 42nd Street 10th Floor New York, NY 10017 212-922-0050  
(Street and Number) (City or Town, State and Zip Code) (Area Code) (Telephone Number)

**Internet Website Address** www.stewart.com

**Statutory Statement Contact** Emily Thai -DeRago 212-922-0050  
(Name) (Area Code) (Telephone Number) (Extension)  
ethai@stewart.com 212-983-1133  
(E-Mail Address) (Fax Number)

### OFFICERS

#### Chairman of the Board

John F. Welling #

Name	Title
1. John F. Welling	President and Chief Operating Officer
2. Julie A. Curlen	Secretary and Executive Vice President
3. Emily Thai -DeRago	Treasurer and Vice President
4. Milliman	Actuary

### VICE-PRESIDENTS

Name	Title	Name	Title
Kimberly Allen	Vice President	Ken Anderson	Vice President
Barry Balonek	Vice President	Kristin Bellouny	Vice President
Harold Boxer	Vice President	Genoveva Brown	Vice President
Peter Bryant	Vice President	Paul Bugoni	Vice President
Christopher Burdick	Senior Vice President	Katherine Colucci	Vice President
Joseph Decutiis	Vice President	Scott Deverell	Vice President
John Federowicz	Vice President	John Foley	Senior Vice President
John Frates	Senior Vice President	Gelsomina Gambardella-Terrasi	Vice President
Craig Goldenberg	Vice President	Richard Greiner	Vice President
Peter Iannini	Vice President	John Killea	Senior Vice President
Richard King	Vice President	Paula Klein #	Vice President
Pamela Nestico	Vice President	Norma Redditt	Vice President
Henry Ruhlandt #	Vice President	Vincent Sabia	Vice President
Henry Sillocks	Vice President	Norman Sloane	Vice President
Thomas Vinci	Vice President		

### DIRECTORS OR TRUSTEES

Glenn Clements #	Julie A. Curlen #	George Houghton #	John L. Killea #
John F. Welling	Matthew J. Leeds	Richard A. Nardi	

State of New York

County of New York ss

The officers of this reporting entity being duly sworn, each depose and say that they are the described officers of said reporting entity, and that on the reporting period stated above, all of the herein described assets were the absolute property of the said reporting entity, free and clear from any liens or claims thereon, except as herein stated, and that this statement, together with related exhibits, schedules and explanations therein contained, annexed or referred to, is a full and true statement of all the assets and liabilities and of the condition and affairs of the said reporting entity as of the reporting period stated above, and of its income and deductions therefrom for the period ended, and have been completed in accordance with the NAIC Annual Statement Instructions and Accounting Practices and Procedures manual except to the extent that: (1) state law may differ; or, (2) that state rules or regulations require differences in reporting not related to accounting practices and procedures, according to the best of their information, knowledge and belief, respectively. Furthermore, the scope of this attestation by the described officers also includes the related corresponding electronic filing with the NAIC, when required, that is an exact copy (except for formatting differences due to electronic filing) of the enclosed statement. The electronic filing may be requested by various regulators in lieu of or in addition to the enclosed statement.

(Signature) John F. Welling	(Signature) Julie A. Curlen	(Signature) Emily Thai -DeRago
(Printed Name) 1.	(Printed Name) 2.	(Printed Name) 3.
President and Chief Operating Officer	Secretary and Executive Vice President	Treasurer and Vice President
(Title)	(Title)	(Title)

Subscribed and sworn to before me this \_\_\_\_\_ day of \_\_\_\_\_, 2012

- a. Is this an original filing?  Yes  No
- b. If no: 1. State the amendment number \_\_\_\_\_
2. Date filed \_\_\_\_\_
3. Number of pages attached \_\_\_\_\_

## ASSETS

	Current Statement Date			4 December 31 Prior Year Net Admitted Assets
	1 Assets	2 Nonadmitted Assets	3 Net Admitted Assets (Cols. 1 - 2)	
1. Bonds	71,794,177		71,794,177	73,349,966
2. Stocks:				
2.1 Preferred stocks				
2.2 Common stocks				
3. Mortgage loans on real estate:				
3.1 First liens				
3.2 Other than first liens				
4. Real estate:				
4.1 Properties occupied by the company (less \$ 0 encumbrances)	1,166,152		1,166,152	1,195,723
4.2 Properties held for the production of income (less \$ 0 encumbrances)				
4.3 Properties held for sale (less \$ 0 encumbrances)				
5. Cash (\$ 5,156,483), cash equivalents (\$ 0), and short-term investments (\$ 0)	5,156,483		5,156,483	4,627,368
6. Contract loans (including \$ 0 premium notes)				
7. Derivatives				
8. Other invested assets	99,604		99,604	121,754
9. Receivables for securities				
10. Securities lending reinvested collateral assets				
11. Aggregate write-ins for invested assets				
12. Subtotals, cash and invested assets (Lines 1 to 11)	78,216,416		78,216,416	79,294,811
13. Title plants less \$ 0 charged off (for Title insurers only)	1,029,733		1,029,733	1,225,500
14. Investment income due and accrued	994,398		994,398	858,007
15. Premiums and considerations:				
15.1 Uncollected premiums and agents' balances in the course of collection	4,115,353	719,451	3,395,902	2,900,079
15.2 Deferred premiums, agents' balances and installments booked but deferred and not yet due (including \$ 0 earned but unbilled premiums)				
15.3 Accrued retrospective premiums				
16. Reinsurance:				
16.1 Amounts recoverable from reinsurers				
16.2 Funds held by or deposited with reinsured companies				
16.3 Other amounts receivable under reinsurance contracts	12,446		12,446	43,957
17. Amounts receivable relating to uninsured plans				
18.1 Current federal and foreign income tax recoverable and interest thereon				
18.2 Net deferred tax asset	6,768,861	4,667,851	2,101,010	1,752,290
19. Guaranty funds receivable or on deposit				
20. Electronic data processing equipment and software	44,696		44,696	81,116
21. Furniture and equipment, including health care delivery assets (\$ 0)	372,424	372,424		
22. Net adjustment in assets and liabilities due to foreign exchange rates				
23. Receivables from parent, subsidiaries and affiliates	26,293		26,293	19,748
24. Health care (\$ 0) and other amounts receivable				
25. Aggregate write-ins for other than invested assets	1,773,068	1,475,879	297,189	414,452
26. Total assets excluding Separate Accounts, Segregated Accounts and Protected Cell Accounts (Lines 12 to 25)	93,353,688	7,235,605	86,118,083	86,589,960
27. From Separate Accounts, Segregated Accounts and Protected Cell Accounts				
28. Total (Lines 26 and 27)	93,353,688	7,235,605	86,118,083	86,589,960

DETAILS OF WRITE-IN LINES				
1101.				
1102.				
1103.				
1198. Summary of remaining write-ins for Line 11 from overflow page				
1199. Totals (Lines 1101 through 1103 plus 1198) (Line 11 above)				
2501. Prepays	1,475,879	1,475,879		
2502. Deposits	200,710		200,710	200,510
2503. Goodwill	76,849		76,849	85,283
2598. Summary of remaining write-ins for Line 25 from overflow page	19,630		19,630	128,659
2599. Totals (Lines 2501 through 2503 plus 2598) (Line 25 above)	1,773,068	1,475,879	297,189	414,452

## LIABILITIES, SURPLUS AND OTHER FUNDS

	1	2
	Current Statement Date	December 31 Prior Year
1. Known claims reserve	11,176,416	9,623,841
2. Statutory premium reserve	41,060,155	39,315,294
3. Aggregate of other reserves required by law		
4. Supplemental reserve		
5. Commissions, brokerage and other charges due or accrued to attorneys, agents and real estate brokers		
6. Other expenses (excluding taxes, licenses and fees)	1,706,900	2,137,376
7. Taxes, licenses and fees (excluding federal and foreign income taxes)	(25,328)	75,673
8.1 Current federal and foreign income taxes (including \$ 0 on realized capital gains (losses))	1,961,488	3,490,118
8.2 Net deferred tax liability		
9. Borrowed money \$ 0 and interest thereon \$ 0		
10. Dividends declared and unpaid		
11. Premiums and other consideration received in advance		
12. Unearned interest and real estate income received in advance		
13. Funds held by company under reinsurance treaties		
14. Amounts withheld or retained by company for account of others	3,664	
15. Provision for unauthorized reinsurance		
16. Net adjustments in assets and liabilities due to foreign exchange rates		
17. Drafts outstanding		
18. Payable to parent, subsidiaries and affiliates	340,331	781,626
19. Derivatives		
20. Payable for securities		
21. Payable for securities lending		
22. Aggregate write-ins for other liabilities	274,946	177,025
23. Total liabilities (Lines 1 through 22)	56,498,572	55,600,953
24. Aggregate write-ins for special surplus funds		
25. Common capital stock	1,100,000	1,100,000
26. Preferred capital stock		
27. Aggregate write-ins for other than special surplus funds		
28. Surplus notes		
29. Gross paid in and contributed surplus	23,770,650	23,770,650
30. Unassigned funds (surplus)	4,748,861	6,118,357
31. Less treasury stock, at cost:		
31.1 0 shares common (value included in Line 25 \$ 0)		
31.2 0 shares preferred (value included in Line 26 \$ 0)		
32. Surplus as regards policyholders (Lines 24 to 30 less 31)	29,619,511	30,989,007
33. Totals (Page 2, Line 28, Col. 3)	86,118,083	86,589,960

DETAILS OF WRITE-INS		
0301.		
0302.		
0303.		
0398. Summary of remaining write-ins for Line 03 from overflow page		
0399. Totals (Lines 0301 through 0303 plus 0398) (Line 03 above)		
2201. Deferred Rents	274,946	159,084
2202. Deferred Copiers		17,941
2203.		
2298. Summary of remaining write-ins for Line 22 from overflow page		
2299. Totals (Lines 2201 through 2203 plus 2298) (Line 22 above)	274,946	177,025
2401.		
2402.		
2403.		
2498. Summary of remaining write-ins for Line 24 from overflow page		
2499. Totals (Lines 2401 through 2403 plus 2498) (Line 24 above)		
2701.		
2702.		
2703.		
2798. Summary of remaining write-ins for Line 27 from overflow page		
2799. Totals (Lines 2701 through 2703 plus 2798) (Line 27 above)		

## OPERATIONS AND INVESTMENT EXHIBIT

STATEMENT OF INCOME	1 Current Year To Date	2 Prior Year To Date	3 Prior Year Ended December 31
<b>OPERATING INCOME</b>			
1. Title insurance and related income:			
1.1 Title insurance premiums earned	122,628,072	109,117,282	149,809,533
1.2 Escrow and settlement services	58,170	69,214	92,108
1.3 Other title fees and service charges	9,051,489	9,198,666	12,055,792
2. Aggregate write-ins for other operating income	42,207	94,678	103,962
3. Total Operating Income (Lines 1 through 2)	131,779,938	118,479,840	162,061,395
<b>EXPENSES:</b>			
4. Losses and loss adjustment expenses incurred	7,477,309	5,337,273	7,131,705
5. Operating expenses incurred	122,996,574	109,885,677	150,691,017
6. Aggregate write-ins for other operating expenses			
7. Total Operating Expenses	130,473,883	115,222,950	157,822,722
8. Net operating gain or (loss) (Lines 3 minus 7)	1,306,055	3,256,890	4,238,673
<b>INVESTMENT INCOME</b>			
9. Net investment income earned	2,275,367	1,737,886	2,926,012
10. Net realized capital gains (losses) less capital gains tax of \$ 0	655,293	115,088	772,177
11. Net investment gain (loss) (Lines 9 + 10)	2,930,660	1,852,974	3,698,189
<b>OTHER INCOME</b>			
12. Aggregate write-ins for miscellaneous income or (loss)			
13. Net income, after capital gains tax and before all other federal income taxes (Lines 8 + 11 + 12)	4,236,715	5,109,864	7,936,862
14. Federal and foreign income taxes incurred	1,961,488	1,961,149	3,414,986
15. Net income (Lines 13 minus 14)	2,275,227	3,148,715	4,521,876
<b>CAPITAL AND SURPLUS ACCOUNT</b>			
16. Surplus as regards policyholders, December 31 prior year	30,989,007	26,362,195	26,362,195
17. Net income (from Line 15)	2,275,227	3,148,715	4,521,876
18. Change in net unrealized capital gains or (losses) less capital gains tax of \$ 0	(22,150)	4,694	19,491
19. Change in net unrealized foreign exchange capital gain (loss)			
20. Change in net deferred income taxes	1,981,342	296,949	(680,710)
21. Change in nonadmitted assets	(2,603,915)	(276,495)	761,040
22. Change in provision for unauthorized reinsurance			
23. Change in supplemental reserves			
24. Change in surplus notes			
25. Cumulative effect of changes in accounting principles			
26. Capital Changes:			
26.1 Paid in			5,115
26.2 Transferred from surplus (Stock Dividend)			
26.3 Transferred to surplus			
27. Surplus Adjustments:			
27.1 Paid in			
27.2 Transferred to capital (Stock Dividend)			
27.3 Transferred from capital			
28. Dividends to stockholders	(3,000,000)		
29. Change in treasury stock			
30. Aggregate write-ins for gains and losses in surplus		7,171	
31. Change in surplus as regards policyholders (Lines 17 through 30)	(1,369,496)	3,181,034	4,626,812
32. Surplus as regards policyholders as of statement date (Lines 16 plus 31)	29,619,511	29,543,229	30,989,007

DETAILS OF WRITE-IN LINES			
0201. Miscellaneous	42,207	94,678	103,962
0202. ....			
0203. ....			
0298. Summary of remaining write-ins for Line 02 from overflow page			
0299. Totals (Lines 0201 through 0203 plus 0298) (Line 02 above)	42,207	94,678	103,962
0601. ....			
0602. ....			
0603. ....			
0698. Summary of remaining write-ins for Line 06 from overflow page			
0699. Totals (Lines 0601 through 0603 plus 0698) (Line 06 above)			
1201. ....			
1202. ....			
1203. ....			
1298. Summary of remaining write-ins for Line 12 from overflow page			
1299. Totals (Lines 1201 through 1203 plus 1298) (Line 12 above)			
3001. Prior year adjustment		7,171	
3002. Miscellaneous			
3003. Due to Merger			
3098. Summary of remaining write-ins for Line 30 from overflow page			
3099. Totals (Lines 3001 through 3003 plus 3098) (Line 30 above)		7,171	

## CASH FLOW

Cash from Operations	1	2	3
	Current Year To Date	Prior Year To Date	Prior Year Ended December 31
1. Premiums collected net of reinsurance	124,011,845	110,065,121	151,212,363
2. Net investment income	2,774,278	2,067,765	3,662,221
3. Miscellaneous income	8,842,005	9,089,429	12,300,409
4. Total (Lines 1 to 3)	135,628,128	121,222,315	167,174,993
5. Benefit and loss related payments	5,924,734	5,773,634	7,118,090
6. Net transfers to Separate Accounts, Segregated Accounts and Protected Cell Accounts			
7. Commissions, expenses paid and aggregate write-ins for deductions	124,259,983	109,213,684	149,320,703
8. Dividends paid to policyholders			
9. Federal and foreign income taxes paid (recovered) net of \$ 0 tax on capital gains (losses)	3,490,118	1,781,232	2,139,061
10. Total (Lines 5 through 9)	133,674,835	116,768,550	158,577,854
11. Net cash from operations (Line 4 minus Line 10)	1,953,293	4,453,765	8,597,139
<b>Cash from Investments</b>			
12. Proceeds from investments sold, matured or repaid:			
12.1 Bonds	13,786,318	8,965,041	18,900,134
12.2 Stocks			
12.3 Mortgage loans			
12.4 Real estate			
12.5 Other invested assets	101,098	86,000	86,000
12.6 Net gains (or losses) on cash, cash equivalents and short-term investments			
12.7 Miscellaneous proceeds			
12.8 Total investment proceeds (Lines 12.1 to 12.7)	13,887,416	9,051,041	18,986,134
13. Cost of investments acquired (long-term only):			
13.1 Bonds	12,291,594	15,386,340	27,958,077
13.2 Stocks			
13.3 Mortgage loans			
13.4 Real estate	20,000	5,255	13,750
13.5 Other invested assets			
13.6 Miscellaneous applications			
13.7 Total investments acquired (Lines 13.1 to 13.6)	12,311,594	15,391,595	27,971,827
14. Net increase (or decrease) in contract loans and premium notes			
15. Net cash from investments (Line 12.8 minus Line 13.7 and Line 14)	1,575,822	(6,340,554)	(8,985,693)
<b>Cash from Financing and Miscellaneous Sources</b>			
16. Cash provided (applied):			
16.1 Surplus notes, capital notes			
16.2 Capital and paid in surplus, less treasury stock			
16.3 Borrowed funds			
16.4 Net deposits on deposit-type contracts and other insurance liabilities			
16.5 Dividends to stockholders	3,000,000		
16.6 Other cash provided (applied)			
17. Net cash from financing and miscellaneous sources (Line 16.1 through Line 16.4 minus Line 16.5 plus Line 16.6)	(3,000,000)		
<b>RECONCILIATION OF CASH, CASH EQUIVALENTS AND SHORT-TERM INVESTMENTS</b>			
18. Net change in cash, cash equivalents and short-term investments (Line 11, plus Lines 15 and 17)	529,115	(1,886,789)	(388,554)
19. Cash, cash equivalents and short-term investments:			
19.1 Beginning of year	4,627,368	5,015,922	5,015,922
19.2 End of period (Line 18 plus Line 19.1)	5,156,483	3,129,133	4,627,368

Note: Supplemental disclosures of cash flow information for non-cash transactions:

20.0001			
20.0002			
20.0003			

## NOTES TO FINANCIAL STATEMENTS

### 1. Accounting Practices

A. The financial statements of Stewart Title Insurance Company are presented on the basis of accounting practices prescribed or permitted by the New York Department of Insurance.

The New York Department of Insurance recognizes statutory accounting practices prescribed or permitted by the State of New York for determining and reporting the financial condition and results of operations of a title insurance company, for determining its solvency under the New York Insurance Law. The National Association of Insurance Commissioners' (the NAIC) *Accounting Practices and Procedures* manual, version effective January 1, 2001 (NAIC SAP) has been adopted as a component of prescribed or permitted practices by the State of New York. The state has adopted certain prescribed accounting practices, which differ from those found in NAIC SAP, in accordance with Regulation 172 of the New York State Insurance Law.

A reconciliation of the Company's net income and capital and surplus between NAIC SAP and practices prescribed and permitted by the State of New York is shown below:

	<b>9/30/2012</b>	<b>12/31/2011</b>
1 . Net Income New York Basis	2,275,227.00	4,521,876.00
2 . State Prescribed/Permitted Practices (Income)		
Title Plant Amortization, net of tax	127,249.28	170,030.00
Depreciation of EDP equipment		-
Release of statutory premium reserve, net of tax	551,304.11	651,709.00
	<b>2,953,780.39</b>	<b>5,343,615.00</b>
3 . Net Income, NAIC SAP		
4 . Statutory Surplus, New York basis	29,619,511.00	30,989,007.00
5 . State Prescribed/Permitted Practices (Surplus)		
Title Plants Amortization, net of Tax	2,841,006.28	2,713,757.00
Depreciation of EDP equipment		-
Release of statutory premium reserve	13,756,880.11	13,205,576.00
	<b>46,217,397.39</b>	<b>46,908,340.00</b>
6 . Statutory Surplus, NAIC SAP		

### B. Use of Estimates in the Preparation of the Financial Statements

The preparation of financial statements in conformity with Statutory Accounting Principles requires management to make estimates and assumptions that affect the reported amounts of assets and liabilities. It also requires disclosure of contingent assets and liabilities at the date of the financial statements and the reported amounts of revenue and expenses during the period. Actual results could differ from those estimates.

### C. Accounting Policies

**Revenue recognition and related expenses** - Premiums are earned at the time the policies are issued. The Company assumed and ceded reinsurance with various title companies, on an individual basis, utilizing standard facultative agreements provided by the American Land Title Association and also has one excess reinsurance agreements wherein the Company assumes liability automatically under the terms of the treaty. Statutory Premium Reserves (SPR) are established to protect title insurance policyholders in the event of insolvency or dissolution of a title insurer. SPR is computed based on Section 6405(a)(1) of the New York Insurance Law. Expenses incurred in connection with issuing the policies are charged to operations as an expense for premiums retained by agents.

In addition, the company uses the following accounting policies:

- (1) Short-term investments are stated at cost.
- (2) Bonds not backed by other loans are stated at amortized cost using the scientific method.
- (3) Investments in Common stocks. – Common stocks, other than affiliates, are valued at market based on quoted market prices. A decline in the fair value of any investment below cost that is deemed other than temporary is charged to income, resulting in the establishment of a new cost basis for the security.
- (4) Investments in Preferred stock, excluding investments in preferred stock of subsidiary, controlled, or affiliated entities - None.
- (5) Mortgage loans. - None

## NOTES TO FINANCIAL STATEMENTS

(6) Loan-backed securities- None

(7) Investments in subsidiaries controlled and affiliated companies. – The company has ownership in one subsidiary. This investment is valued based on the equity method. .

(8) Investments in joint ventures, partnerships and liability companies - None

(9) Derivatives - None

(10) Utilization of anticipated investment income used as a factor in the premium deficiency calculation.-None

(11) Unpaid losses and loss adjustment expenses include an amount for known claims and a formula-driven statutory premium reserve. Known claim reserves consist of a reserve for payment of the loss and costs of defense of the insured and other costs expected to be paid to other parties in the defense, settlement, or processing of the claim under the terms of the title insurance policy for each specific known claim.

A statutory premium reserve is based on Section 6405 (a)(1) of the New York Insurance Law. Section 6405(a)(1) requires the Company to reserve an amount equal to one dollar fifty cents for each risk assumed under a binder or policy of insurance or any certificate or agreement issued under either of them, plus one-eightieth of one percent of the face amount of insurance effected thereby and three percent of the gross fees and premiums received by it for guaranteed certificates of title, guaranteed searches and guaranteed abstracts of title. The reserve is subsequently reduced by 5% of the addition in the first year succeeding the year of addition, and 5% every year thereafter.

(12) The Company has not modified its capitalization policy from the prior period.

### 2. Accounting Changes and Corrections of Errors

A. None.

B. The Company prepares its statutory financial statements in conformity with accounting practices prescribed or permitted by the State of New York. Effective January 1, 2001, the State of New York required that insurance companies domiciled in the State of New York prepare their statutory basis financial statements in accordance with the NAIC *Accounting Practices and Procedures* manual subject to any deviations prescribed or permitted by the State of New York insurance commissioner.

Accounting changes adopted to conform to the provisions of the NAIC *Accounting Practices and Procedures* manual are reported as changes in accounting principles. The cumulative effect of changes in accounting principles is reported as an adjustment to unassigned funds (surplus) in the period of the change in accounting principle. The cumulative effect is the difference between the amount of capital and surplus at the beginning of the year and the amount of capital and surplus that would have been reported at that date if the new accounting principles had been applied retroactively for all prior periods.

### 3. Business Combinations and Goodwill

The Company merged with Monroe Title Insurance Corporation on May 12, 2009. The transaction was accounted for as a statutory merger. Previously, Monroe Title Insurance Corporation was a wholly-owned subsidiary of the Company and was accounted for using the statutory purchase method. The Company recognized the investment in the subsidiary in accordance with SSAP 88, section (b) (i) of the NAIC Accounting Practices and Procedures Manual. The prior years' amounts are stated as if the merger was in effect for the full calendar year 2009.

### 4. Discontinued Operations – Not Applicable

### 5. Investments

A. Mortgage Loans, including Mezzanine Real Estate Loans - Not Applicable

B. Debt Restructuring- Not Applicable

C. Reverse Mortgages – Not Applicable

D. Loan-Backed Securities – Not Applicable

E. Repurchase Agreements and /or Securities Lending Transactions – Not Applicable

F. Real Estate – The Company has reported values of \$1,166,152 in real estate.

G. Investments in low-income housing tax credits (LIHTC) – Not Applicable

### 6. Joint Ventures, Partnerships and Limited Liability Companies

A. The Company has no investments in Joint Ventures, Partnerships or Limited Liability



## NOTES TO FINANCIAL STATEMENTS

Companies that exceed 10% of its admitted assets.

### 7. Investment Income

1. Due and accrued income is excluded from surplus on the following bases:

All investment income due and accrued has been admitted.

2. The total amount excluded was \$ 0.

### 8. Derivative Instruments – Not Applicable

### 9. Income Taxes

A. The net deferred tax asset/(liability) at September 30, 2012 and the change from the prior year are comprised of the following components:

	9/30/2012			12/31/2011	Change
	Ordinary	Capital	Total	Total	Total
Total gross deferred tax assets	6,768,861	0	6,768,861	4,787,519	1,981,342
Statutory valuation allowance adjustment	0	0	0	0	0
Adjusted gross deferred tax assets	6,768,861	0	6,768,861	4,787,519	1,981,342
Total gross deferred tax liabilities	0	0	0	0	0
Net deferred tax assets /(liabilities)	6,768,861	0	6,768,861	4,787,519	1,981,342
Total Deferred tax assets nonadmitted	(4,667,851)	0	(4,667,851)	(3,035,229)	(1,632,622)
Net admitted deferred tax assets / (liabilities)	2,101,010	0	2,101,010	1,752,290	348,720

The amount of admitted adjusted gross deferred tax assets admitted under each component of SSAP 10R:

	9/30/2012			12/31/2011	Change
	Ordinary	Capital	Total	Total	Total
Admitted under paragraph 10.a.	2,101,010	0	2,101,010	1,752,291	348,719
Admitted under paragraph 10.b.i.	0	0	0	0	0
Admitted under paragraph 10.b.ii.			0	0	0
Admitted under paragraph 10.c.	0	0	0	0	0
Total admitted from the use of paragraph 10.a - 10.c.	2,101,010	0	2,101,010	1,752,291	348,719
Admitted under paragraph 10.e.i.	0	0	0	0	0
Admitted under paragraph 10.e.ii.a.	0	0	0	0	0
Admitted under paragraph 10.e.ii.b.	0	0	0	0	0
Admitted under paragraph 10.e.iii.	0	0	0	0	0
Total admitted from the use of paragraph 10.e.	0	0	0	0	0
Total admitted adjusted gross deferred tax assets	2,101,010	0	2,101,010	1,752,291	348,719

The change in deferred income taxes reported in surplus before consideration of nonadmitted assets is comprised of the following components:

	9/30/2012			12/31/2011	Change
	Ordinary	Capital	Total	Total	Total
Net deferred tax asset (liability)	6,768,861	0	6,768,861	4,787,519	1,981,342
Tax-effect of unrealized gains and losses	0	0	0	0	0
Net tax effect without unrealized gains and losses	6,768,861	0	6,768,861	4,787,519	1,981,342

### B. Unrecognized deferred tax liabilities

There are no temporary differences for which deferred tax liabilities are not recognized.

C. Current income taxes incurred consist of the following major components:

	9/30/2012	12/31/2011
Current year tax expense (benefit)	1,961,488	3,414,986
Federal income tax on net capital gains	0	0
Prior year adjustments	0	0
Current income taxes incurred	1,961,488	3,414,986

## NOTES TO FINANCIAL STATEMENTS

Deferred income tax assets and liabilities consist of the following major components:

	9/30/2012	12/31/2011	Change
Deferred tax assets:			
Unearned Premium Reserve	3,466,071	3,310,350	155,721
Loss Reserve Discounting	97,403	87,787	9,616
Fixed Assets	466,115	(537,458)	1,003,573
Receivables	0	110,299	(110,299)
Accruals	115,207	76,205	39,002
Intangible Assets	576,819	10,088	566,731
Net Operating Loss Carryforwards	0	0	0
Nonadmitted asset	2,047,248	1,730,248	317,000
Other Receivable	0	0	0
Valuation Allowance	0	0	0
Total adjusted gross deferred tax assets	6,768,861	4,787,519	1,981,343
Nonadmitted deferred tax assets	(4,667,851)	(3,035,229)	(1,632,622)
Admitted deferred tax assets	2,101,010	1,752,290	348,721
Deferred tax liabilities:			
Unrealized <Gains> Losses	0	0	0
Fixed Assets	0	0	0
Title Plant	0	0	0
Accruals	0	0	0
Other	0	0	0
Total deferred tax liabilities	0	0	0
Net admitted deferred tax asset (liability)	2,101,010	1,752,290	348,721
	0	0	0

D. The Company's income tax incurred and change in deferred income tax differs from the amount obtained by applying the federal statutory rate of 35% to income before income taxes as follows:

	9/30/2012	12/31/2011
Current income taxes incurred	1,961,488	3,414,986
Change in deferred income tax (without tax on unrealized gains and losses)	(1,981,342)	680,710
Total income tax reported	(19,855)	4,095,696
Income before taxes	4,236,715	7,936,862
	35%	35%
Expected Income tax expense (benefit) at 35% statutory rate	1,482,850	2,777,902
Increase (decrease) in actual tax reported resulting from:		
a. Dividends received deduction	0	0
b. Nondeductible expenses for meals, penalties, and lobbying	449,307	673,049
c. Tax-exempt income	(84,314)	(127,221)
d. Nondeductible Penalties	0	625
d. Deferred tax expense on nonadmitted assets	(1,793,012)	637,049
e. Federal income taxes on capital gains	0	0
f. Change in statutory valuation allowance	0	0
g. Recovery or charge for prior year federal income taxes	0	134,681
h. Prior Year True-up	(34,429)	0
i. Other	(40,257)	(389)
Total income tax reported	(19,855)	4,095,696
	0	0
	0	0

E. Operating loss carryforward

- (1) As of September 30, 2012, there are no net operating loss carryforwards available for tax purposes.
- (2) The amount of Federal income taxes incurred that are available for recoupment in the event of future net operating losses are:

	\$
2011	3,280,305
	\$
2012	1,961,488

F. Consolidated federal income tax return

- (1) The Company's federal income tax return is consolidated with Stewart Information Services Corporation.

## NOTES TO FINANCIAL STATEMENTS

- (2) The method of allocation is detailed in the Eighth Restated Federal Income Tax Return Settlement Agreement dated September 30, 2011. Such Agreement was filed with the New York Insurance Department

### 10. Information Concerning Parent, Subsidiaries, Affiliates and Other Related Parties

The Company paid a common stock dividend total \$3,000,000 to the parent company, Stewart Title Guaranty Company on July 12, 2012.

The Company received noncash capital contribution in the amount of \$5115 from the parent company, Stewart Title Guaranty Company during 2011.

Amounts due from and amounts payable to related party at September 30, 2012 is \$38,739 and \$340,331 - respectively. The terms of the settlement require that these amounts are settled within 30 or 60 days.

On February 3, 2006, the Company owned 100% interest in Monroe Title Insurance Corporation, whose carrying value exceeded 10% of the admitted assets of the Company. On May 12, 2009, Monroe Title Insurance Corporation merged into Stewart Title Insurance Company.

The Company did not recognize any impairment write down for its investments in Subsidiary, Controlled or Affiliated companies during the statement period.

All outstanding shares of the Company are owned by Stewart Title Guaranty Company, an insurance company domiciled in the State of Texas.

### 11. Debt – Not Applicable

### 12. Retirement Plans, Deferred Compensation, Post employment Benefits and Compensated Absences and Other Postretirement Benefit Plans

A. None

B. The Company sponsors a defined contribution benefit plan in which all employees and its participating subsidiaries who have completed three months of service are eligible to participate.

In general, a participant in the defined contribution plan may elect to defer on a tax-free basis, in accordance with Section 401(k) of the Internal Revenue Code, a specified percentage of their compensation. Contribution by participants whose compensation is in the highly compensated group of all employees are subject to certain additional limitations under Section 401(k) of the Internal Revenue Code. Deferred compensation is contributed to a trust managed for the benefit of the participants.

At September 30, 2012 plan assets totaled \$12,551,278 including vested benefits of \$12,548,966.

C. None

D. None

### 13. Capital and Surplus, Dividend Restrictions and Quasi-Reorganizations.

1. The Company has 100,000 shares of common stock authorized, issued and outstanding. The par value per share is \$2.

The company has 90,000 shares of Class B common stock authorized issued and outstanding. The par value per share is \$10.

#### 2. Preferred Stock - None

3. Under New York law, the company cannot pay a dividend to shareholders in excess of certain limits without the approval from the New York State Insurance Commissioner. The company shall not declare or pay any cash or property dividend to shareholders which, together with all such dividends declared or paid by it during the next preceding twelve months, exceeds 10% of its then outstanding capital shares unless, after deducting such dividends, it has surplus to policyholders at least equal to 50% of its reinsurance reserve (statutory premium reserve) or a surplus at least equal to 50% of the minimum capital required of such insurer to transact the business of title insurance, whichever shall be greater. In addition, dividends may be paid only out of earned surplus, surplus not attributable to contributions made to surplus within five years next proceeding or to appreciation in value of investments not sold or otherwise disposed of. Surplus as regards policyholders as of September 30, 2012 was \$29,619,511.

4 - 9 Not Applicable

#### 10. The portion of unassigned funds (Surplus) represented or reduced by each of the following items:

a. Unrealized gains and losses -	\$ (22,150)
b. Nonadmitted assets values -	\$ 7,235,605
c. Separate account business -	\$ -0-
d. Asset valuation reserve -	\$ -0-

**NOTES TO FINANCIAL STATEMENTS**

e. Provision for reinsurance \$ -0-

11- 13 The Company has no surplus notes or quasi-reorganizations.

## 14. Contingencies

- A. Contingent Commitments – None
- B. Assessments - None
- C. Gain Contingencies – None
- D. Claims related extra contractual and bad faith losses stemming from lawsuit - None
- E. All other Contingencies - None

## 15. Leases

The Company is obligated under various noncancelable leases (with initial or remaining lease terms in excess of one year). The future minimum lease payments under such leases are (in thousands):

Year Ending December 31:	
2013	1,356
2014	1,267
2015	1,227
2016	1,014
2017 and After	<u>2,194</u>
Total	7,058

16. Information About Financial Instruments with Off-Balance Sheet Risk and Financial Instruments with Concentrations of Credit Risk - None

17. Sale, Transfer and Servicing of Financial Assets and Extinguishments of Liabilities - None

18. Gain or Loss to the Reporting Entity from Uninsured A & H Plans and the Uninsured Portion of Partially Insured Plans - Not Applicable

19. Direct Premium Written/Produced by Managing General Agents/Third Party Administrators. - Not Applicable

20. Fair Value Measurements:

21. Other Items -

- A. On May 12, 2009, Monroe Title Insurance Company, a wholly-owned subsidiary, merged into Stewart Title Insurance Company.
- B. None
- C. The company holds \$85,748,360 at September 30, 2012 in segregated escrow bank accounts pending the closing of real estate transactions. This results in a contingent liability to the Company. These accounts are excluded from the financial statements of admitted assets, liabilities and surplus as regard to policyholders.
- D. - H - Not applicable
- I Subprime Mortgage Related Risk Exposure – We have reviewed our investment portfolio as of September 30, 2012 and determined that we do not hold any investments that we believe will be materially impaired as a result of the decline in financing activity related to the subprime lending market or being backed by subprime loans. In addition, for quarter ended September 30, 2012, we have not recorded any material other –than –temporary impairments of our investments.

22. Events Subsequent - None

23. Reinsurance

- (A) Unsecured Reinsurance Recoverable - None
- (B) Reinsurance Recoverable in Dispute - None
- (C) Reinsurance Assumed and Ceded - Not applicable
- (D) Uncollectible Reinsurance - None
- (E) Commutation of Ceded Reinsurance - None
- (F) Retroactive Reinsurance – None

## **NOTES TO FINANCIAL STATEMENTS**

---

(G) Retroactive Reinsurance - None

24. Retrospectively Rated Contracts & Contract subject to Redetermination (N/A-Title)

25. Changes in Incurred Losses and Loss Adjustment Expenses

Reserves as of September 30, 2012 were \$11.2 million. As of September 30, 2012 \$4.7 million has been paid for incurred losses and loss adjustment expenses as attributable to insured events of prior years. Incurred losses on prior policy years were \$6.3 million as of September 30, 2012. Incurred losses on prior years are a result of re-estimation of unpaid claims and claim adjustment expenses and prior year policy claims reported in the current year. Original estimates are increased or decreased as additional information becomes known regarding individual claims.

26. Intercompany Pooling Arrangements - None

27. Structured Settlements - None

28. Supplemental Reserve - The Company does not use discounting in the calculation of its supplemental reserve.

# GENERAL INTERROGATORIES

## PART 1 – COMMON INTERROGATORIES

### GENERAL

1.1 Did the reporting entity experience any material transactions requiring the filing of Disclosure of Material Transactions with the State of Domicile, as required by the Model Act? Yes [ ] No [X]

1.2 If yes, has the report been filed with the domiciliary state? Yes [ ] No [ ]

2.1 Has any change been made during the year of this statement in the charter, by-laws, articles of incorporation, or deed of settlement of the reporting entity? Yes [ ] No [X]

2.2 If yes, date of change: \_\_\_\_\_

3. Have there been any substantial changes in the organizational chart since the prior quarter end? Yes [ ] No [X]  
If yes, complete the Schedule Y – Part 1 – organizational chart.

4.1 Has the reporting entity been a party to a merger or consolidation during the period covered by this statement? Yes [ ] No [X]

4.2 If yes, provide the name of entity, NAIC Company Code, and state of domicile (use two letter state abbreviation) for any entity that has ceased to exist as a result of the merger or consolidation.

1 Name of Entity	2 NAIC Company Code	3 State of Domicile
.....		
.....		
.....		

5. If the reporting entity is subject to a management agreement, including third-party administrator(s), managing general agent(s), attorney-in-fact, or similar agreement, have there been any significant changes regarding the terms of the agreement or principals involved? Yes [ ] No [ ] N/A [X]  
If yes, attach an explanation.

6.1 State as of what date the latest financial examination of the reporting entity was made or is being made. \_\_\_\_\_ 05/28/2010 \_\_\_\_\_

6.2 State the as of date that the latest financial examination report became available from either the state of domicile or the reporting entity. This date should be the date of the examined balance sheet and not the date the report was completed or released. \_\_\_\_\_ 12/31/2012 \_\_\_\_\_

6.3 State as of what date the latest financial examination report became available to other states or the public from either the state of domicile or the reporting entity. This is the release date or completion date of the examination report and not the date of the examination (balance sheet date). \_\_\_\_\_ 06/29/2010 \_\_\_\_\_

6.4 By what department or departments?  
New York State Department of Financial Services  
.....  
.....  
.....

6.5 Have all financial statement adjustments within the latest financial examination report been accounted for in a subsequent financial statement filed with Departments? Yes [ ] No [ ] N/A [X]

6.6 Have all of the recommendations within the latest financial examination report been complied with? Yes [X] No [ ] N/A [ ]

7.1 Has this reporting entity had any Certificates of Authority, licenses or registrations (including corporate registration, if applicable) suspended or revoked by any governmental entity during the reporting period? Yes [ ] No [X]

7.2 If yes, give full information  
.....  
.....  
.....

8.1 Is the company a subsidiary of a bank holding company regulated by the Federal Reserve Board? Yes [ ] No [X]

## GENERAL INTERROGATORIES

8.2 If response to 8.1 is yes, please identify the name of the bank holding company.

.....  
 .....  
 .....

8.3 Is the company affiliated with one or more banks, thrifts or securities firms?

Yes [ ] No [ X ]

8.4 If response to 8.3 is yes, please provide below the names and location (city and state of the main office) of any affiliates regulated by a federal regulatory services agency [i.e. the Federal Reserve Board (FRB), the Office of the Comptroller of the Currency (OCC), the Federal Deposit Insurance Corporation (FDIC) and the Securities Exchange Commission (SEC)] and identify the affiliate's primary federal regulator.

1 Affiliate Name	2 Location (City, State)	3 FRB	4 OCC	5 FDIC	6 SEC
.....	.....	.....	.....	.....	.....
.....	.....	.....	.....	.....	.....

9.1 Are the senior officers (principal executive officer, principal financial officer, principal accounting officer or controller, or persons performing similar functions) of the reporting entity subject to a code of ethics, which includes the following standards?

- (a) Honest and ethical conduct, including the ethical handling of actual or apparent conflicts of interest between personal and professional relationships;
- (b) Full, fair, accurate, timely and understandable disclosure in the periodic reports required to be filed by the reporting entity;
- (c) Compliance with applicable governmental laws, rules, and regulations;
- (d) The prompt internal reporting of violations to an appropriate person or persons identified in the code; and
- (e) Accountability for adherence to the code.

Yes [ X ] No [ ]

9.11 If the response to 9.1 is No, please explain:

.....  
 .....  
 .....

9.2 Has the code of ethics for senior managers been amended?

Yes [ ] No [ X ]

9.21 If the response to 9.2 is Yes, provide information related to amendment(s).

.....  
 .....  
 .....

9.3 Have any provisions of the code of ethics been waived for any of the specified officers?

Yes [ ] No [ X ]

9.31 If the response to 9.3 is Yes, provide the nature of any waiver(s).

.....  
 .....  
 .....

### FINANCIAL

10.1 Does the reporting entity report any amounts due from parent, subsidiaries or affiliates on Page 2 of this statement?

Yes [ X ] No [ ]

10.2 If yes, indicate any amounts receivable from parent included in the Page 2 amount:

\$ 7,548

### INVESTMENT

11.1 Were any of the stocks, bonds, or other assets of the reporting entity loaned, placed under option agreement, or otherwise made available for use by another person? (Exclude securities under securities lending agreements.)

Yes [ ] No [ X ]

11.2 If yes, give full and complete information relating thereto:

.....  
 .....  
 .....

12. Amount of real estate and mortgages held in other invested assets in Schedule BA:

\$ \_\_\_\_\_

## GENERAL INTERROGATORIES

13. Amount of real estate and mortgages held in short-term investments: \$ \_\_\_\_\_

14.1 Does the reporting entity have any investments in parent, subsidiaries and affiliates? Yes  No

14.2 If yes, please complete the following:

	1	2
	Prior Year-End Book/Adjusted Carrying Value	Current Quarter Book/Adjusted Carrying Value
14.21 Bonds .....	\$ _____	\$ _____
14.22 Preferred Stock .....	\$ _____	\$ _____
14.23 Common Stock .....	\$ _____	\$ _____
14.24 Short-Term Investments .....	\$ _____	\$ _____
14.25 Mortgage Loans on Real Estate .....	\$ _____	\$ _____
14.26 All Other .....	\$ <u>121,754</u>	\$ <u>99,604</u>
14.27 Total Investment in Parent, Subsidiaries and Affiliates (Subtotal Lines 14.21 to 14.26) .....	\$ <u>121,754</u>	\$ <u>99,604</u>
14.28 Total Investment in Parent included in Lines 14.21 to 14.26 above .....	\$ _____	\$ _____

15.1 Has the reporting entity entered into any hedging transactions reported on Schedule DB? Yes  No

15.2 If yes, has a comprehensive description of the hedging program been made available to the domiciliary state?  
If no, attach a description with this statement. Yes  No

16. Excluding items in Schedule E - Part 3 - Special Deposits, real estate, mortgage loans and investments held physically in the reporting entity's offices, vaults or safety deposit boxes, were all stocks, bonds and other securities, owned throughout the current year held pursuant to a custodial agreement with a qualified bank or trust company in accordance with Section 1, III - General Examination Considerations, F. Outsourcing of Critical Functions, Custodial or Safekeeping Agreements of the NAIC Financial Condition Examiners Handbook? Yes  No

16.1 For all agreements that comply with the requirements of the NAIC Financial Condition Examiners Handbook, complete the following:

1 Name of Custodian(s)	2 Custodian Address
State Street Bank .....	1200 Crown Colony Drive, Quincy, MA 02169 .....
.....	.....

16.2 For all agreements that do not comply with the requirements of the NAIC Financial Condition Examiners Handbook, provide the name, location and a complete explanation:

1 Name(s)	2 Location(s)	3 Complete Explanation(s)
.....	.....	.....
.....	.....	.....

16.3 Have there been any changes, including name changes, in the custodian(s) identified in 16.1 during the current quarter? Yes  No

16.4 If yes, give full and complete information relating thereto:

1 Old Custodian	2 New Custodian	3 Date of Change	4 Reason
.....	.....	.....	.....
.....	.....	.....	.....



## GENERAL INTERROGATORIES

16.5 Identify all investment advisors, broker/dealers or individuals acting on behalf of broker/dealers that have access to the investment accounts, handle securities and have authority to make investments on behalf of the reporting entity:

1 Central Registration Depository	2  Name(s)	3  Address
No. 106975 .....	Vaughan Nelson Investment Management .....	600 Travis, Suite 6300, Houston, TX 77002 .....
.....	.....	.....

17.1 Have all the filing requirements of the Purposes and Procedures Manual of the NAIC Securities Valuation Office been followed?

Yes [  ] No [  ]

17.2 If no, list exceptions:

.....  
 .....  
 .....

## GENERAL INTERROGATORIES

### PART 2 - TITLE

1. If the reporting entity is a member of a pooling arrangement, did the agreement or the reporting entity's participation change? Yes [ ] No [ ] N/A [X]  
 If yes, attach an explanation.

2. Has the reporting entity reinsured any risk with any other reporting entity and agreed to release such entity from liability, in whole or in part, from any loss that may occur on the risk, or portion thereof, reinsured? Yes [ ] No [X]  
 If yes, attach an explanation.

3.1 Have any of the reporting entity's primary reinsurance contracts been canceled? Yes [ ] No [X]

3.2 If yes, give full and complete information thereto:

.....  
 .....  
 .....  
 .....

4.1 Are any of the liabilities for unpaid losses and loss adjustment expenses discounted to present value at a rate of interest greater than zero? Yes [ ] No [X]

4.2 If yes, complete the following schedule:

1 Line of Business	2 Maximum Interest	3 Discount Rate	Total Discount				Discount Taken During Period			
			4 Unpaid Losses	5 Unpaid LAE	6 IBNR	7 TOTAL	8 Unpaid Losses	9 Unpaid LAE	10 IBNR	11 TOTAL
.....	.....	.....	.....	.....	.....	.....	.....	.....	.....	.....
.....	.....	.....	.....	.....	.....	.....	.....	.....	.....	.....
.....	.....	.....	.....	.....	.....	.....	.....	.....	.....	.....
<b>Total</b>										

5.1 Reporting entity assets listed on Page 2 include the following segregated assets of the Statutory Premium Reserve or other similar statutory reserves:

5.11 Bonds	\$ <u>43,528,462</u>
5.12 Short-term investments	\$ _____
5.13 Mortgages	\$ _____
5.14 Cash	\$ <u>208,329</u>
5.15 Other admissible invested assets	\$ _____
5.16 Total	\$ <u>43,736,791</u>

5.2 List below segregated funds held for others by the reporting entity, set apart in special accounts and excluded from entity assets and liabilities. (These funds are also included in Schedule E - Part 1 and the "From Separate Accounts, Segregated Accounts and Protected Cell Accounts" line on Page 2 except for escrow funds held by Title insurers)

5.21 Custodial funds not included in this statement were held pursuant to the governing agreements of custody in the amount of:	\$ <u>85,748,360</u>
These funds consist of:	
5.22 In cash on deposit	\$ <u>85,748,360</u>
5.23 Other forms of security	\$ _____

## SCHEDULE F - CEDED REINSURANCE

Showing All New Reinsurers - Current Year to Date

1	2	3	4	5
NAIC Company Code	Federal ID Number	Name of Reinsurer	Domiciliary Jurisdiction	Is Insurer Authorized? (Yes or No)
<div style="font-size: 48pt; font-weight: bold; margin: 0 auto;">NONE</div>				

## SCHEDULE T - EXHIBIT OF PREMIUMS WRITTEN

### Current Year To Date - By States and Territories

States, Etc.	1	Direct Premiums Written		Direct Losses Paid (Deducting Salvage)		Direct Known Claim Reserve	
		Active Status	2 Current Year to Date	3 Prior Year to Date	4 Current Year to Date	5 Prior Year to Date	6 Current Year to Date
1. Alabama	AL	N					
2. Alaska	AK	N					
3. Arizona	AZ	N					
4. Arkansas	AR	N					
5. California	CA	N				42	7,916
6. Colorado	CO	N					
7. Connecticut	CT	N					
8. Delaware	DE	N					
9. District of Columbia	DC	N					
10. Florida	FL	N					
11. Georgia	GA	N					
12. Hawaii	HI	N					
13. Idaho	ID	N					
14. Illinois	IL	N					
15. Indiana	IN	N					
16. Iowa	IA	N					
17. Kansas	KS	N					
18. Kentucky	KY	N					
19. Louisiana	LA	N					
20. Maine	ME	N					
21. Maryland	MD	N					
22. Massachusetts	MA	N					
23. Michigan	MI	N					
24. Minnesota	MN	N					
25. Mississippi	MS	N					
26. Missouri	MO	N					
27. Montana	MT	N					
28. Nebraska	NE	N					
29. Nevada	NV	N					
30. New Hampshire	NH	N					
31. New Jersey	NJ	N					
32. New Mexico	NM	N					
33. New York	NY	L	126,314,797	112,479,688	4,761,713	4,593,759	11,176,416
34. North Carolina	NC	N					
35. North Dakota	ND	N					
36. Ohio	OH	N					
37. Oklahoma	OK	N					
38. Oregon	OR	N					
39. Pennsylvania	PA	N					
40. Rhode Island	RI	N					
41. South Carolina	SC	N					
42. South Dakota	SD	N					
43. Tennessee	TN	N					
44. Texas	TX	N					
45. Utah	UT	N					
46. Vermont	VT	N					
47. Virginia	VA	N					
48. Washington	WA	N					
49. West Virginia	WV	N					
50. Wisconsin	WI	N					
51. Wyoming	WY	N					
52. American Samoa	AS	N					
53. Guam	GU	N					
54. Puerto Rico	PR	N					
55. U.S. Virgin Islands	VI	N					
56. Northern Mariana Islands	MP	N					
57. Canada	CN	N					
58. Aggregate Other Alien	OT	X X X					
59. Totals	(a) 1		126,314,797	112,479,688	4,761,713	4,593,801	11,176,416
							9,173,865

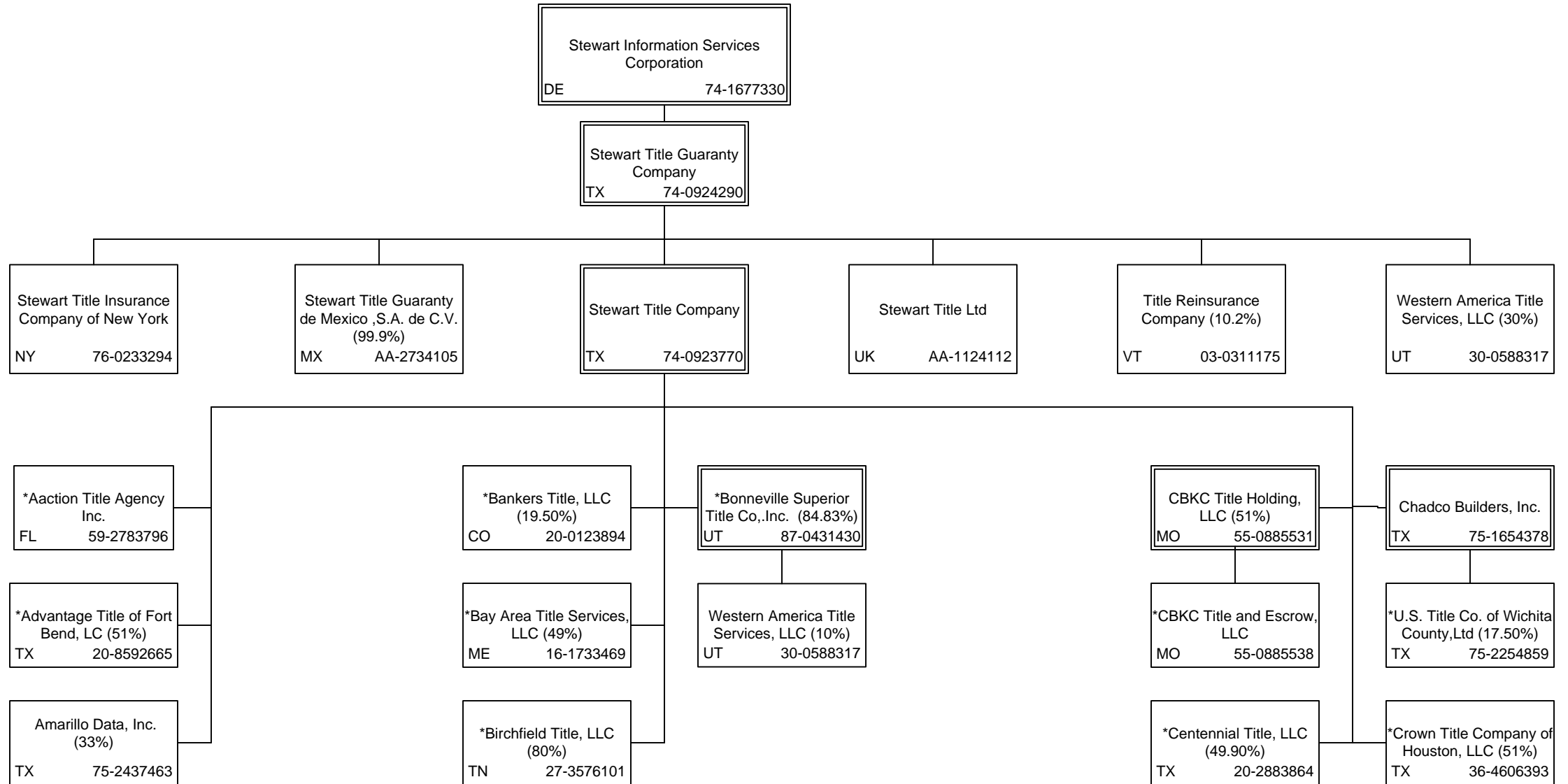
DETAILS OF WRITE-INS							
5801.		X X X					
5802.		X X X					
5803.		X X X					
5898.	Summary of remaining write-ins for Line 58 from overflow page	X X X					
5899.	Totals (Lines 5801 through 5803 plus 5898) (Line 58 above)	X X X					

(L) Licensed or Chartered - Licensed Insurance Carrier or Domiciled RRG;(R) Registered - Non-domiciled RRGs; (Q) Qualified - Qualified or Accredited Reinsurer; (E) Eligible - Reporting Entities eligible or approved to write Surplus Lines in the state; (N) None of the above - Not allowed to write business in the state.

(a) Insert the number of L responses except for Canada and Other Alien.

## SCHEDULE Y - INFORMATION CONCERNING ACTIVITIES OF INSURER MEMBERS OF A HOLDING COMPANY GROUP

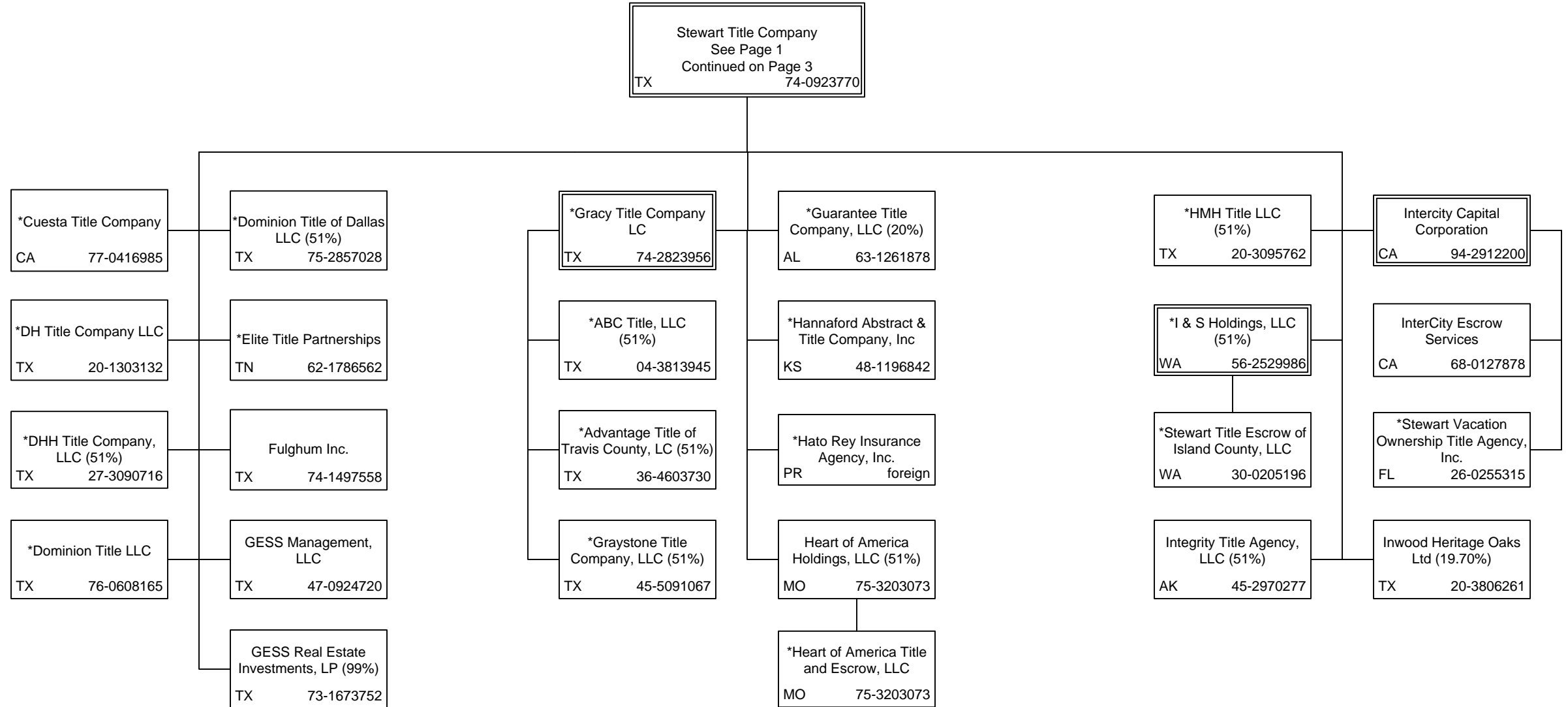
### PART 1 - ORGANIZATIONAL CHART



Unless otherwise noted, all ownership is 100%  
 \*Asterisk denotes title insurance issuing agent for Company

# SCHEDULE Y - INFORMATION CONCERNING ACTIVITIES OF INSURER MEMBERS OF A HOLDING COMPANY GROUP

## PART 1 - ORGANIZATIONAL CHART



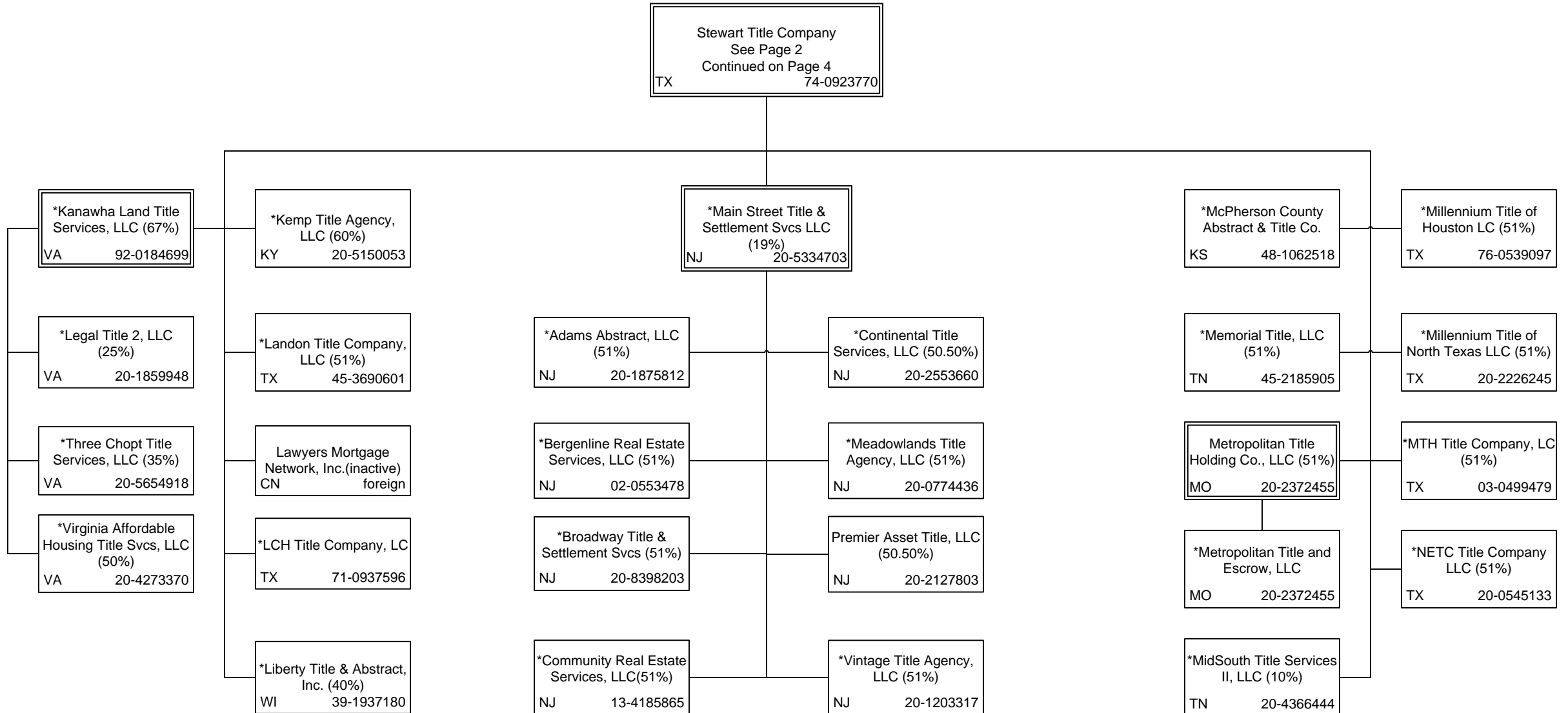
111

Unless otherwise noted, all ownership is 100%  
\*Asterisk denotes title insurance issuing agent for Company

## SCHEDULE Y - INFORMATION CONCERNING ACTIVITIES OF INSURER MEMBERS OF A HOLDING COMPANY GROUP

### PART 1 - ORGANIZATIONAL CHART

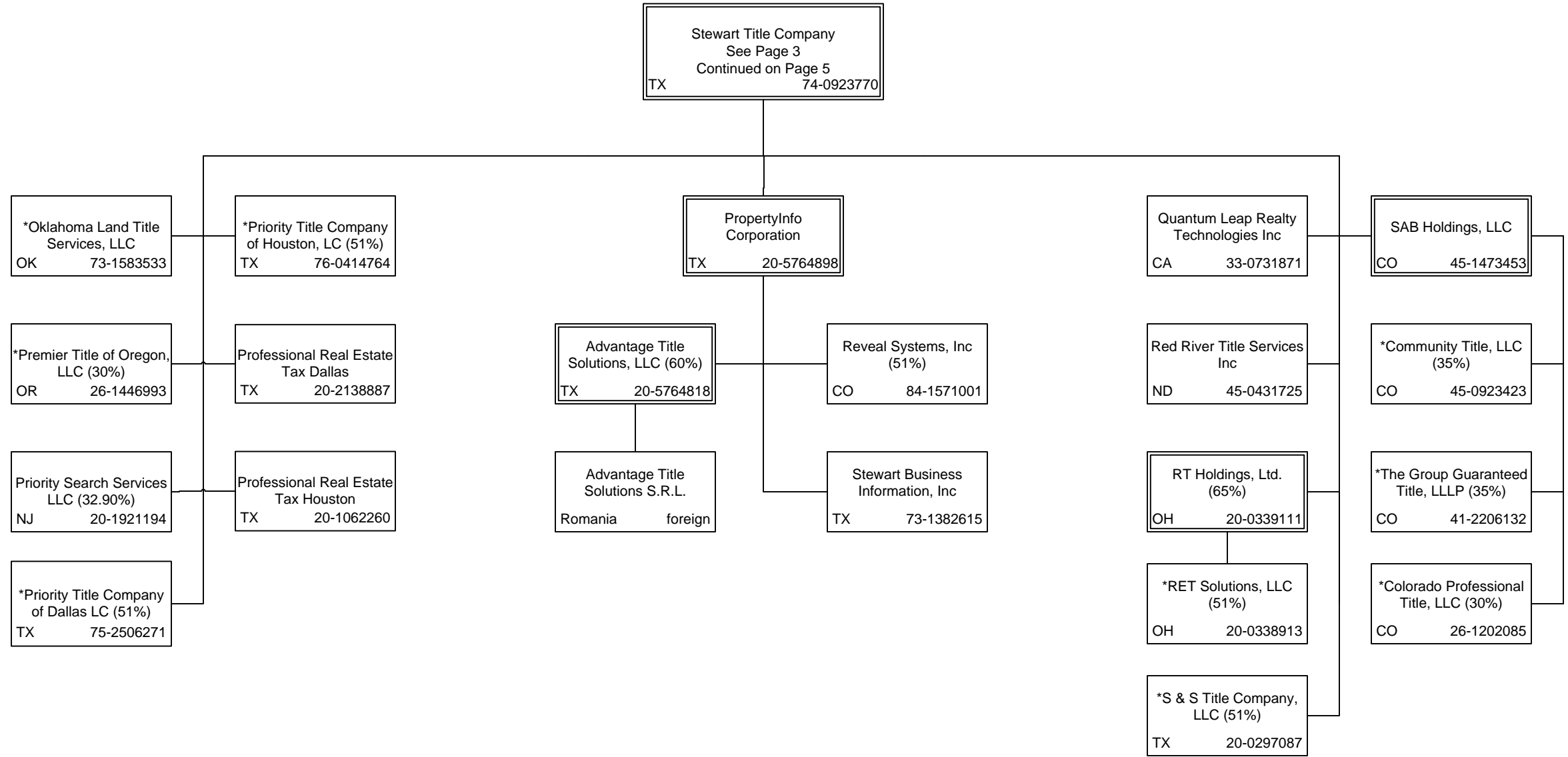
11.2



Unless otherwise noted, all ownership is 100%  
\*Asterisk denotes title insurance issuing agent for Company

## SCHEDULE Y - INFORMATION CONCERNING ACTIVITIES OF INSURER MEMBERS OF A HOLDING COMPANY GROUP

### PART 1 - ORGANIZATIONAL CHART



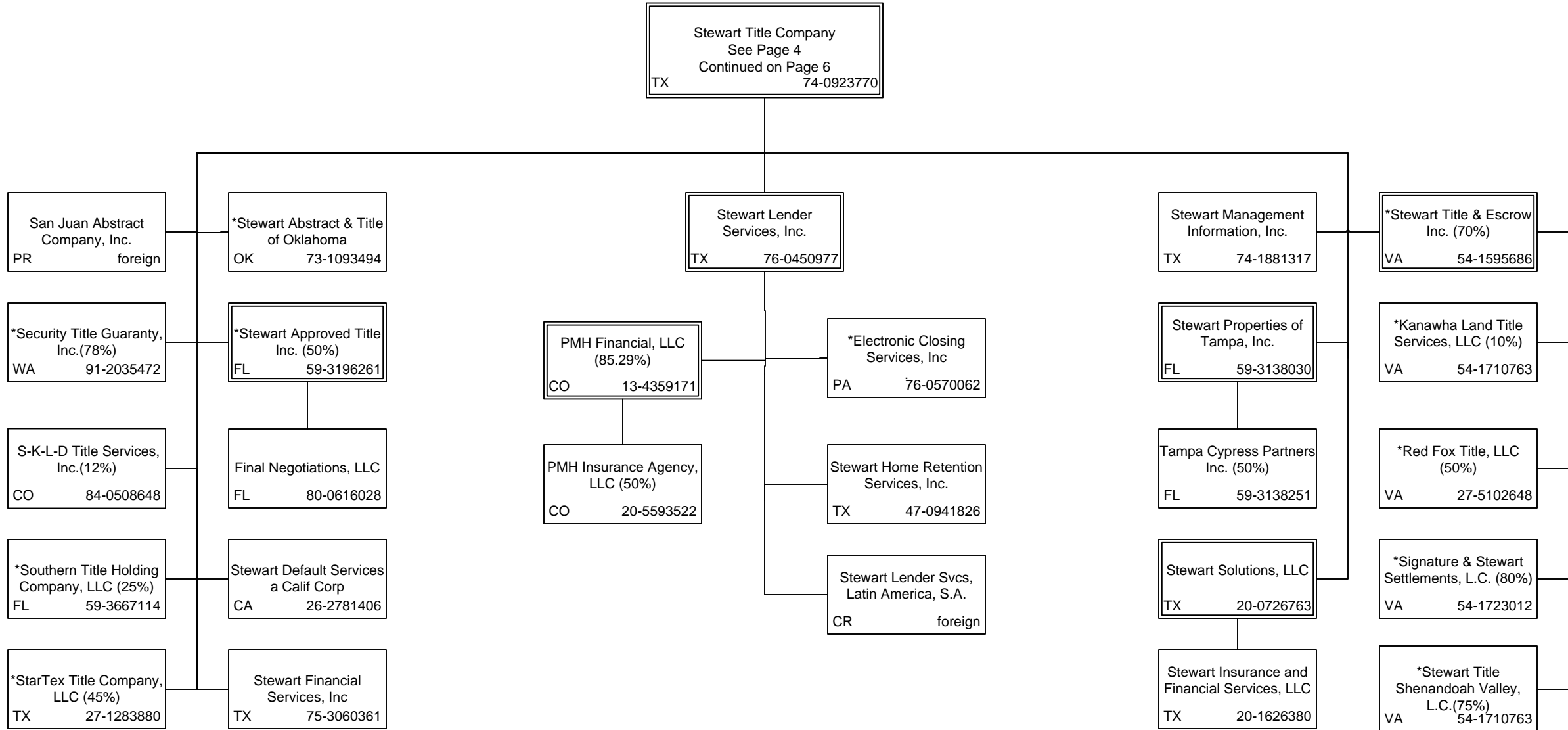
113

Unless otherwise noted, all ownership is 100%  
\*Asterisk denotes title insurance issuing agent for Company



# SCHEDULE Y - INFORMATION CONCERNING ACTIVITIES OF INSURER MEMBERS OF A HOLDING COMPANY GROUP

## PART 1 - ORGANIZATIONAL CHART

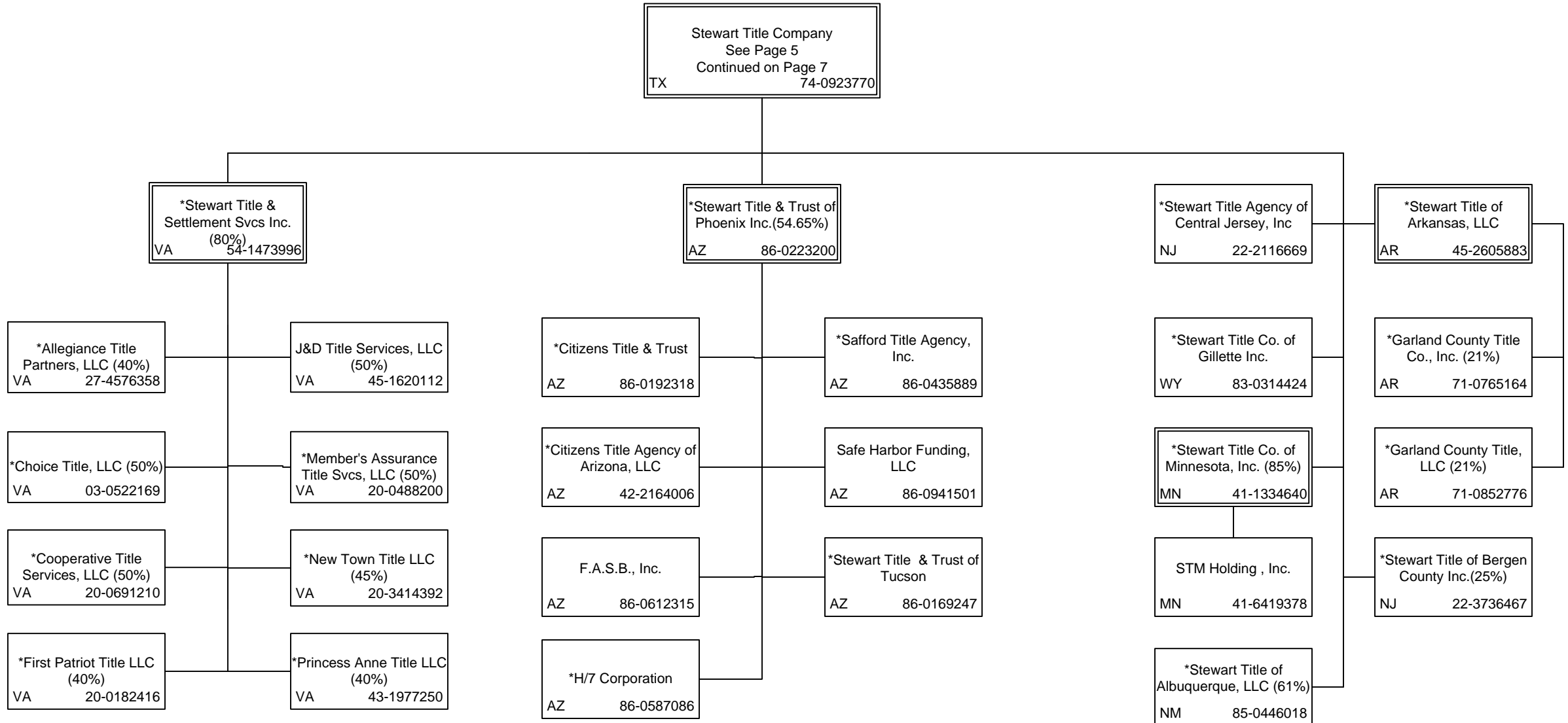


114

Unless otherwise noted, all ownership is 100%  
\*Asterisk denotes title insurance issuing agent for Company

## SCHEDULE Y - INFORMATION CONCERNING ACTIVITIES OF INSURER MEMBERS OF A HOLDING COMPANY GROUP

### PART 1 - ORGANIZATIONAL CHART

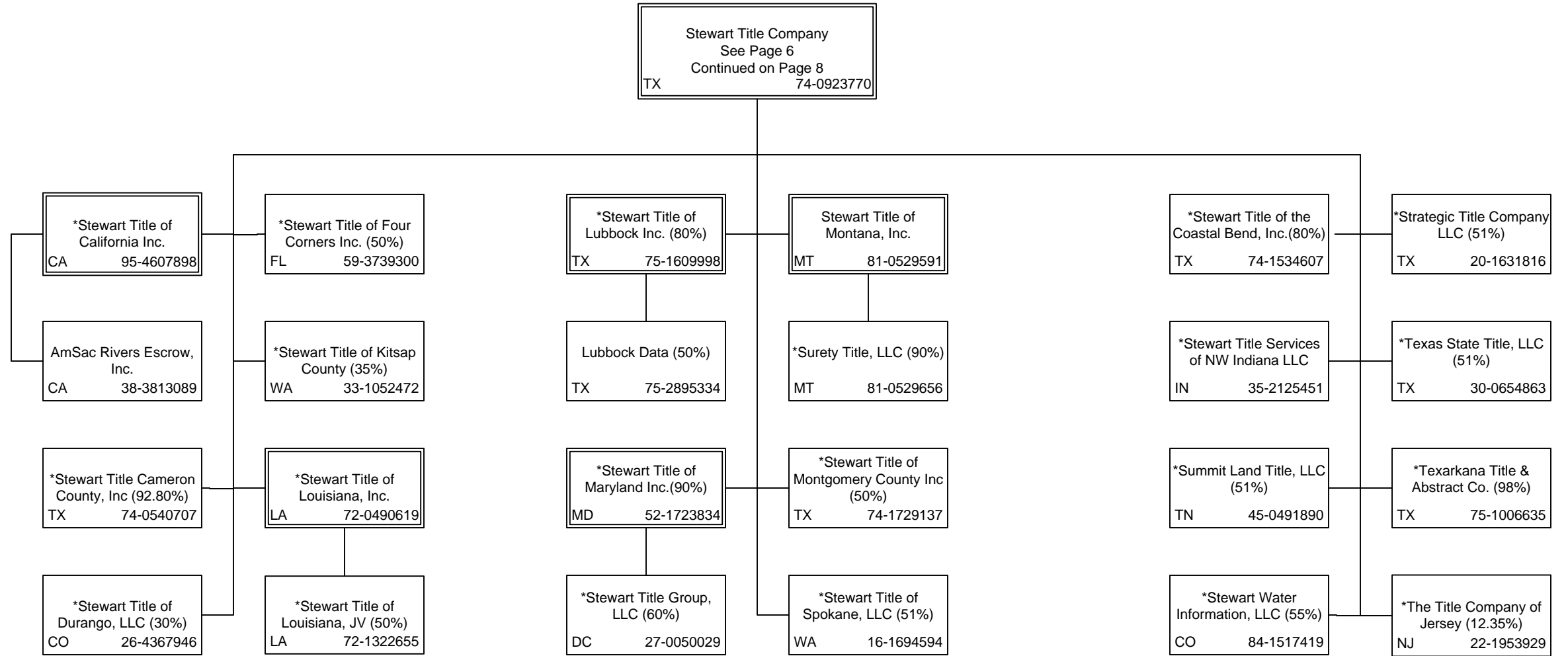


115

Unless otherwise noted, all ownership is 100%  
\*Asterisk denotes title insurance issuing agent for Company

## SCHEDULE Y - INFORMATION CONCERNING ACTIVITIES OF INSURER MEMBERS OF A HOLDING COMPANY GROUP

### PART 1 - ORGANIZATIONAL CHART

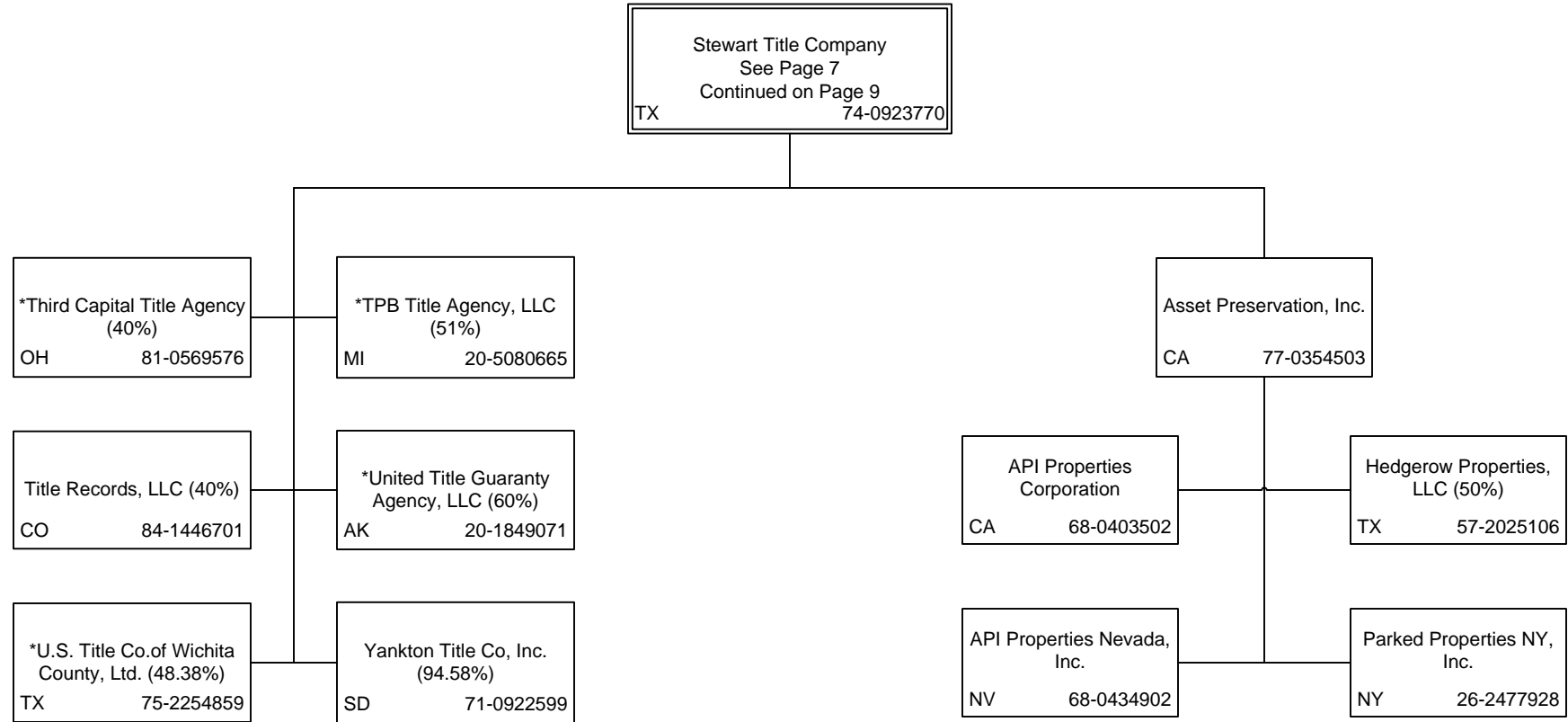


116

Unless otherwise noted, all ownership is 100%  
\*Asterisk denotes title insurance issuing agent for Company

## SCHEDULE Y - INFORMATION CONCERNING ACTIVITIES OF INSURER MEMBERS OF A HOLDING COMPANY GROUP

### PART 1 - ORGANIZATIONAL CHART

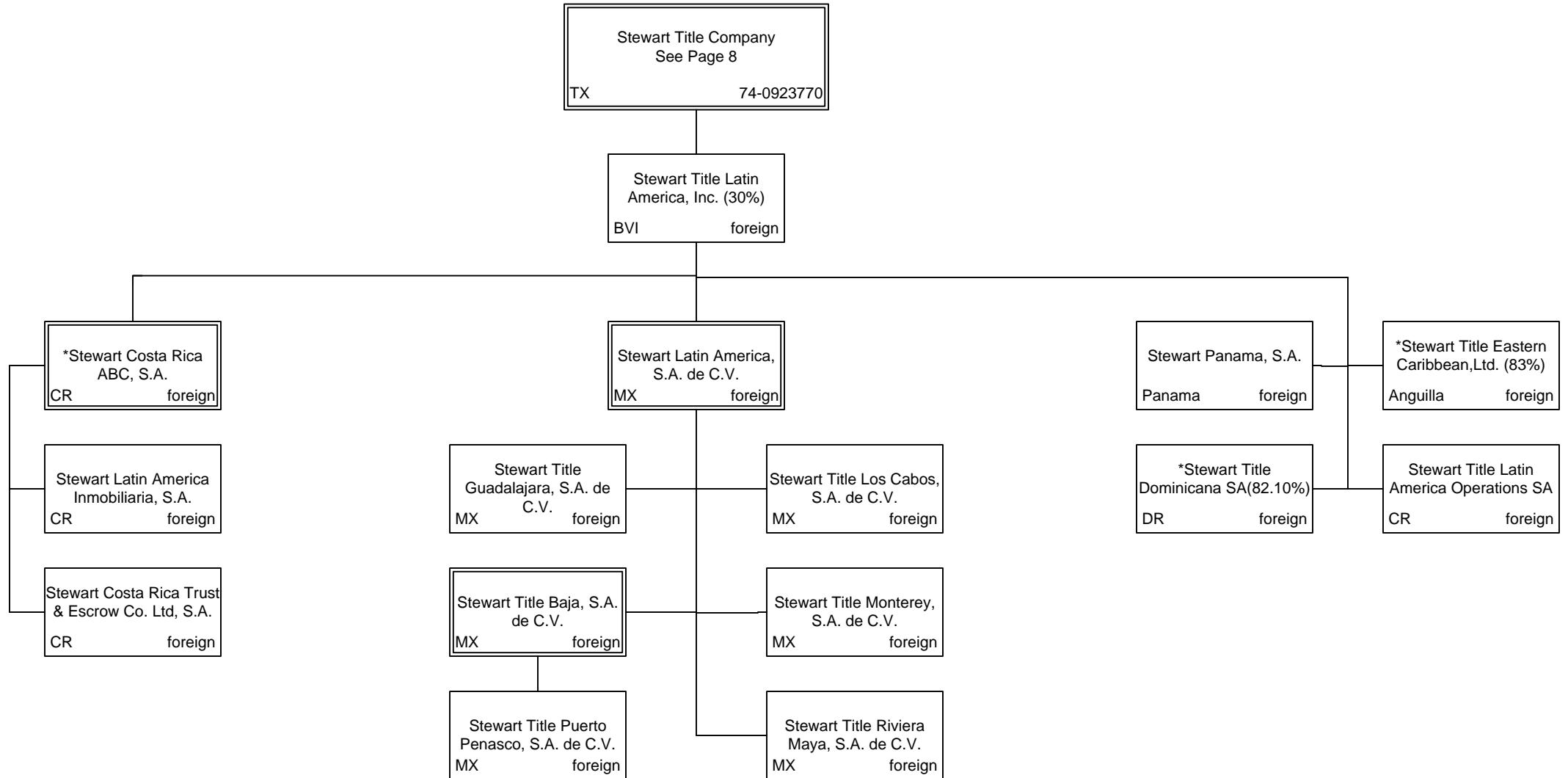


11.7

Unless otherwise noted, all ownership is 100%  
 \*Asterisk denotes title insurance issuing agent for Company

## SCHEDULE Y - INFORMATION CONCERNING ACTIVITIES OF INSURER MEMBERS OF A HOLDING COMPANY GROUP

### PART 1 - ORGANIZATIONAL CHART



118

Unless otherwise noted, all ownership is 100%  
 \*Asterisk denotes title insurance issuing agent for Company

# SCHEDULE Y

## PART 1A - DETAIL OF INSURANCE HOLDING COMPANY SYSTEM

1	2	3	4	5	6	7	8	9	10	11	12	13	14	15
Group Code	Group Name	NAIC Company Code	Federal ID Number	Federal RSSD	CIK	Name of Securities Exchange if Publicly Traded (U.S. or International)	Names of Parent, Subsidiaries Or Affiliates	Domiciliary Location	Relationship to Reporting Entity	Directly Controlled by (Name of Entity / Person)	Type of Control (Ownership, Board, Management, Attorney-in-Fact, Influence, Other)	If Control is Ownership Provide Percentage	Ultimate Controlling Entity(ies)/Person(s)	*
0340	Stewart	0	74-1677330		00000943	NYSE	Stewart Information Services Corporation	DE						0
0340	Stewart	50121	74-0924290				Stewart Title Guaranty Company	TX	IA	Stewart Information Services Corporation	Ownership	10000.0	Stewart Information Services Corporati	0
0340	Stewart	51420	76-0233294				Stewart Title Insurance Company of New York	NY	IA	Stewart Title Guaranty Company	Ownership	10000.0	Stewart Information Services Corporati	0
		0	AA-2734105				Stewart Title Guaranty de Mexico ,S.A. de C.V.	MX	IA	Stewart Title Guaranty Company	Ownership	9990.0	Stewart Information Services Corporati	0
		0	AA-1124112				Stewart Title Ltd	UK	IA	Stewart Title Guaranty Company	Ownership	10000.0	Stewart Information Services Corporati	0
0340	Stewart	32336	03-0311175				Title Reinsurance Company	VT	IA	Stewart Title Guaranty Company	Ownership	1020.0	Stewart Information Services Corporati	0
		0	30-0588317				Western America Title Services, LLC	UT	NIA	Stewart Title Guaranty Company	Ownership	3000.0	Stewart Information Services Corporati	0
		0	74-0923770				Stewart Title Company	TX	NIA	Stewart Title Guaranty Company	Ownership	10000.0	Stewart Information Services Corporati	0
		0	59-2783796				Aaction Title Agency Inc.	FL	NIA	Stewart Title Company	Ownership	10000.0	Stewart Information Services Corporati	0
		0	20-8592665				Advantage Title of Fort Bend, LC	TX	NIA	Stewart Title Company	Ownership	5100.0	Stewart Information Services Corporati	0
		0	75-2437463				Amarillo Data, Inc.	TX	NIA	Stewart Title Company	Ownership	3300.0	Stewart Information Services Corporati	0
		0	20-0123894				Bankers Title, LLC	CO	NIA	Stewart Title Company	Ownership	1950.0	Stewart Information Services Corporati	0
		0	16-1733469				Bay Area Title Services, LLC	ME	NIA	Stewart Title Company	Ownership	4900.0	Stewart Information Services Corporati	0
		0	27-3576101				Birchfield Title, LLC	TN	NIA	Stewart Title Company	Ownership	8000.0	Stewart Information Services Corporati	0
		0	87-0431430				Bonneville Superior Title Company Inc.	UT	NIA	Stewart Title Company	Ownership	8483.0	Stewart Information Services Corporati	0
		0	30-0588317				Western America Title Services, LLC	UT	NIA	Bonneville Superior Title Company Inc.	Ownership	1000.0	Stewart Information Services Corporati	0
		0	55-0885531				CBKC Title Holding, LLC	MO	NIA	Stewart Title Company	Ownership	5100.0	Stewart Information Services Corporati	0
		0	55-0885538				CBKC Title and Escrow, LLC	MO	NIA	CBKC Title Holding, LLC	Ownership	10000.0	Stewart Information Services Corporati	0
		0	20-2883864				Centennial Title, LLC	TX	NIA	Stewart Title Company	Ownership	4990.0	Stewart Information Services Corporati	0
		0	75-1654378				Chadco	TX	NIA	Stewart Title Company	Ownership	10000.0	Stewart Information Services Corporati	0
		0	75-2254859				U.S. Title Company of Wichita County, Ltd	TX	NIA	Chadco	Ownership	1750.0	Stewart Information Services Corporati	0
		0	36-4606393				Crown Title Company of Houston, LLC	TX	NIA	Stewart Title Company	Ownership	5100.0	Stewart Information Services Corporati	0
		0	77-0416985				Cuesta Title Company	CA	NIA	Stewart Title Company	Ownership	8000.0	Stewart Information Services Corporati	0
		0	20-1303132				DH Title Company LLC	TX	NIA	Stewart Title Company	Ownership	5100.0	Stewart Information Services Corporati	0
		0	27-0309716				DHH Title Company LLC	TX	NIA	Stewart Title Company	Ownership	5100.0	Stewart Information Services Corporati	0
		0	76-0608165				Dominion Title LLC	TX	NIA	Stewart Title Company	Ownership	5100.0	Stewart Information Services Corporati	0
		0	75-2857028				Dominion Title of Dallas LLC	TX	NIA	Stewart Title Company	Ownership	5100.0	Stewart Information Services Corporati	0
		0	62-1786562				Elite Title Partnerships	TN	NIA	Stewart Title Company	Ownership	5500.0	Stewart Information Services Corporati	0
		0	74-1497558				Fulghum Inc.	TX	NIA	Stewart Title Company	Ownership	10000.0	Stewart Information Services Corporati	0
		0	47-0924720				GESS Management LLC	TX	NIA	Stewart Title Company	Ownership	10000.0	Stewart Information Services Corporati	0
		0	73-1673752				GESS Real Estate Investments, LP	TX	NIA	Stewart Title Company	Ownership	9900.0	Stewart Information Services Corporati	0
		0	74-2823956				Gracy Title Company LC	TX	NIA	Stewart Title Company	Ownership	10000.0	Stewart Information Services Corporati	0
		0	04-3813945				ABC Title, LLC	TX	NIA	Gracy Title Company LC	Ownership	5100.0	Stewart Information Services Corporati	0
		0	36-4603730				Advantage Title of Travis County, LC	TX	NIA	Gracy Title Company LC	Ownership	5100.0	Stewart Information Services Corporati	0
		0	45-5091067				Graystone Title Company, LLC	TX	NIA	Gracy Title Company LC	Ownership	5100.0	Stewart Information Services Corporati	0
		0	63-1261878				Guarantee Title Company, LLC	AL	NIA	Stewart Title Company	Ownership	2000.0	Stewart Information Services Corporati	0
		0	48-1196842				Hannaford Abstract & Title Company, Inc	KS	NIA	Stewart Title Company	Ownership	10000.0	Stewart Information Services Corporati	0
		0					Hato Rey Insurance Agency, Inc.	PR	NIA	Stewart Title Company	Ownership	10000.0	Stewart Information Services Corporati	0
		0	75-3203073				Heart of America Holdings, LLC	MO	NIA	Stewart Title Company	Ownership	5100.0	Stewart Information Services Corporati	0
		0	75-3203079				Heart of America Title and Escrow, LLC	MO	NIA	Heart of America Holdings, LLC	Ownership	10000.0	Stewart Information Services Corporati	0
		0	20-3095762				HMH Title LLC	TX	NIA	Stewart Title Company	Ownership	5100.0	Stewart Information Services Corporati	0
		0	56-2529986				I & S Holdings, LLC	WA	NIA	Stewart Title Company	Ownership	5100.0	Stewart Information Services Corporati	0
		0	30-0205196				Stewart Title Escrow of Island County, LLC	WA	NIA	I & S Holdings, LLC	Ownership	10000.0	Stewart Information Services Corporati	0
		0	45-2970277				Integrity Title Agency, LLC	AK	NIA	Stewart Title Company	Ownership	5100.0	Stewart Information Services Corporati	0

# SCHEDULE Y

## PART 1A - DETAIL OF INSURANCE HOLDING COMPANY SYSTEM

1	2	3	4	5	6	7	8	9	10	11	12	13	14	15
Group Code	Group Name	NAIC Company Code	Federal ID Number	Federal RSSD	CIK	Name of Securities Exchange if Publicly Traded (U.S. or International)	Names of Parent, Subsidiaries Or Affiliates	Domiciliary Location	Relationship to Reporting Entity	Directly Controlled by (Name of Entity / Person)	Type of Control (Ownership, Board, Management, Attorney-in-Fact, Influence, Other)	If Control is Ownership Provide Percentage	Ultimate Controlling Entity(ies)/Person(s)	*
0			94-2912200				Intercity Capital Corporation	CA	NIA	Stewart Title Company	Ownership	10000.0	Stewart Information Services Corporati	0
0			68-0127878				InterCity Escrow Services	CA	NIA	Intercity Capital Corporation	Ownership	10000.0	Stewart Information Services Corporati	0
0			26-0255315				Stewart Vacation Ownership Title Agency, Inc.	FL	NIA	Intercity Capital Corporation	Ownership	10000.0	Stewart Information Services Corporati	0
0			20-3806261				Inwood Heritage Oaks Ltd	TX	NIA	Stewart Title Company	Ownership	1970.0	Stewart Information Services Corporati	0
0			92-0184699				Kanawha Land Title Services, LLC	VA	NIA	Stewart Title Company	Ownership	6700.0	Stewart Information Services Corporati	0
0			20-1859948				Legal Title 2, LLC	VA	NIA	Kanawha Land Title Services, LLC	Ownership	2500.0	Stewart Information Services Corporati	0
0			20-5654918				Three Chopt Title Services, LLC	VA	NIA	Kanawha Land Title Services, LLC	Ownership	3500.0	Stewart Information Services Corporati	0
0			20-4273370				Virginia Affordable Housing Title Services, LLC	VA	NIA	Kanawha Land Title Services, LLC	Ownership	5000.0	Stewart Information Services Corporati	0
0			20-5150053				Kemp Title Agency, LLC	KY	NIA	Stewart Title Company	Ownership	6000.0	Stewart Information Services Corporati	0
0			45-3690601				Landon Title Company, LLC	TX	NIA	Stewart Title Company	Ownership	5100.0	Stewart Information Services Corporati	0
0							Lawyers Mortgage Network, Inc.	CN	NIA	Stewart Title Company	Ownership	10000.0	Stewart Information Services Corporati	0
0			71-0937596				LCH Title Company, LC	TX	NIA	Stewart Title Company	Ownership	5100.0	Stewart Information Services Corporati	0
0			39-1937180				Liberty Title & Abstract, Inc.	WI	NIA	Stewart Title Company	Ownership	4000.0	Stewart Information Services Corporati	0
0			20-5334703				Main Street Title & Settlement Svcs LLC	NJ	NIA	Stewart Title Company	Ownership	1900.0	Stewart Information Services Corporati	0
0			20-1875812				Adams Abstract, LLC	NJ	NIA	Main Street Title & Settlement Svcs LLC	Ownership	5100.0	Stewart Information Services Corporati	0
0			02-0553478				Bergenline Real Estate Services, LLC	NJ	NIA	Main Street Title & Settlement Svcs LLC	Ownership	5100.0	Stewart Information Services Corporati	0
0			20-8398203				Broadway Title & Settlement Services, LLC	NJ	NIA	Main Street Title & Settlement Svcs LLC	Ownership	5100.0	Stewart Information Services Corporati	0
0			13-4185865				Community Real Estate Services, LLC	NJ	NIA	Main Street Title & Settlement Svcs LLC	Ownership	5100.0	Stewart Information Services Corporati	0
0			20-2553660				Continental Title Services, LLC	NJ	NIA	Main Street Title & Settlement Svcs LLC	Ownership	5050.0	Stewart Information Services Corporati	0
0			20-0774436				Meadowlands Title Agency, LLC	NJ	NIA	Main Street Title & Settlement Svcs LLC	Ownership	5100.0	Stewart Information Services Corporati	0
0			20-2127803				Premier Asset Title, LLC	NJ	NIA	Main Street Title & Settlement Svcs LLC	Ownership	5050.0	Stewart Information Services Corporati	0
0			20-1203317				Vintage Title Agency, LLC	NJ	NIA	Main Street Title & Settlement Svcs LLC	Ownership	5100.0	Stewart Information Services Corporati	0
0			48-1062518				McPherson County Abstract & Title Company	KS	NIA	Stewart Title Company	Ownership	10000.0	Stewart Information Services Corporati	0
0			45-2185905				Memorial Title, LLC	TN	NIA	Stewart Title Company	Ownership	5100.0	Stewart Information Services Corporati	0
0			20-2372524				Metropolitan Title and Escrow, LLC	MO	NIA	Stewart Title Company	Ownership	10000.0	Stewart Information Services Corporati	0
0			20-4366444				MidSouth Title Services II, LLC	TN	NIA	Stewart Title Company	Ownership	1000.0	Stewart Information Services Corporati	0
0			76-0539097				Millennium Title of Houston LC	TX	NIA	Stewart Title Company	Ownership	5100.0	Stewart Information Services Corporati	0
0			20-2226245				Millennium Title of North Texas LLC	TX	NIA	Stewart Title Company	Ownership	5100.0	Stewart Information Services Corporati	0
0			03-0499479				MTH Title Company LC	TX	NIA	Stewart Title Company	Ownership	5100.0	Stewart Information Services Corporati	0
0			20-0545133				NETC Title Company LLC	TX	NIA	Stewart Title Company	Ownership	5100.0	Stewart Information Services Corporati	0
0			73-1583533				Oklahoma Land Title Services, LLC	OK	NIA	Stewart Title Company	Ownership	10000.0	Stewart Information Services Corporati	0
0			26-1446993				Premier Title of Oregon, LLC	OR	NIA	Stewart Title Company	Ownership	3000.0	Stewart Information Services Corporati	0
0			20-1921194				Priority Search Services LLC	NJ	NIA	Stewart Title Company	Ownership	3290.0	Stewart Information Services Corporati	0
0			75-2506271				Priority Title Company of Dallas LC	TX	NIA	Stewart Title Company	Ownership	5100.0	Stewart Information Services Corporati	0
0			76-0414764				Priority Title Company of Houston, LC	TX	NIA	Stewart Title Company	Ownership	5100.0	Stewart Information Services Corporati	0
0			20-2138887				Professional Real Estate Tax Dallas	TX	NIA	Stewart Title Company	Ownership	10000.0	Stewart Information Services Corporati	0
0			20-1062260				Professional Real Estate Tax Houston	TX	NIA	Stewart Title Company	Ownership	10000.0	Stewart Information Services Corporati	0
0			20-5764898				PropertyInfo Corporation	TX	NIA	Stewart Title Company	Ownership	10000.0	Stewart Information Services Corporati	0
0			20-5764818				Advantage Title Solutions, LLC	TX	NIA	PropertyInfo Corporation	Ownership	6000.0	Stewart Information Services Corporati	0
0							Advantage Title Solutions S.R.L.	Romania	NIA	Advantage Title Solutions, LLC	Ownership	10000.0	Stewart Information Services Corporati	0
0			84-1571001				Reveal Systems, Inc	CO	NIA	PropertyInfo Corporation	Ownership	5100.0	Stewart Information Services Corporati	0
0			73-1382615				Stewart Business Information, Inc	TX	NIA	PropertyInfo Corporation	Ownership	10000.0	Stewart Information Services Corporati	0
0			33-0731871				Quantum Leap Realty Technologies Inc	CA	NIA	Stewart Title Company	Ownership	10000.0	Stewart Information Services Corporati	0
0			45-0431725				Red River Title Services Inc	ND	NIA	Stewart Title Company	Ownership	10000.0	Stewart Information Services Corporati	0

# SCHEDULE Y

## PART 1A - DETAIL OF INSURANCE HOLDING COMPANY SYSTEM

1	2	3	4	5	6	7	8	9	10	11	12	13	14	15
Group Code	Group Name	NAIC Company Code	Federal ID Number	Federal RSSD	CIK	Name of Securities Exchange if Publicly Traded (U.S. or International)	Names of Parent, Subsidiaries Or Affiliates	Domiciliary Location	Relationship to Reporting Entity	Directly Controlled by (Name of Entity / Person)	Type of Control (Ownership, Board, Management, Attorney-in-Fact, Influence, Other)	If Control is Ownership Provide Percentage	Ultimate Controlling Entity(ies)/Person(s)	*
0		20-0339111				RT Holdings, Ltd.		OH	NIA	Stewart Title Company	Ownership	6500.0	Stewart Information Services Corporati	0
0		20-0338913				RET Solutions, LLC		OH	NIA	RT Holdings, Ltd.	Ownership	5100.0	Stewart Information Services Corporati	0
0		20-0297087				S & S Title Company, LLC		TX	NIA	Stewart Title Company	Ownership	5100.0	Stewart Information Services Corporati	0
0		45-1473453				SAB Holdings, LLC		CO	NIA	Stewart Title Company	Ownership	10000.0	Stewart Information Services Corporati	0
0		26-1202085				Colorado Professional Title, LLC		CO	NIA	SAB Holdings, LLC	Ownership	3500.0	Stewart Information Services Corporati	0
0		45-0923423				Community Title, LLC		CO	NIA	SAB Holdings, LLC	Ownership	3500.0	Stewart Information Services Corporati	0
0		41-2206132				The Group Guaranteed Title, LLLP		CO	NIA	SAB Holdings, LLC	Ownership	3000.0	Stewart Information Services Corporati	0
0						San Juan Abstract Company, Inc.		PR	NIA	Stewart Title Company	Ownership	10000.0	Stewart Information Services Corporati	0
0		91-2035472				Security Title Guaranty, Inc.		WA	NIA	Stewart Title Company	Ownership	7800.0	Stewart Information Services Corporati	0
0		84-0508648				S-K-L-D Title Services, Inc.		CO	NIA	Stewart Title Company	Ownership	1200.0	Stewart Information Services Corporati	0
0		59-3667114				Southern Title Holding Company, LLC		FL	NIA	Stewart Title Company	Ownership	2500.0	Stewart Information Services Corporati	0
0		27-1283880				StarTex Title Company, LLC		TX	NIA	Stewart Title Company	Ownership	4500.0	Stewart Information Services Corporati	0
0		73-1093494				Stewart Abstract & Title of Oklahoma		OK	NIA	Stewart Title Company	Ownership	10000.0	Stewart Information Services Corporati	0
0		59-3196261				Stewart Approved Title Inc.		FL	NIA	Stewart Title Company	Ownership	5000.0	Stewart Information Services Corporati	0
0		80-0616028				Final Negotiations, LLC		FL	NIA	Stewart Approved Title Inc.	Ownership	9000.0	Stewart Information Services Corporati	0
0		26-2781406				Stewart Default Services a Calif Corp		CA	NIA	Stewart Title Company	Ownership	10000.0	Stewart Information Services Corporati	0
0		75-3060361				Stewart Financial Services, Inc		TX	NIA	Stewart Title Company	Ownership	10000.0	Stewart Information Services Corporati	0
0		76-0450977				Stewart Lender Services, Inc.		TX	NIA	Stewart Title Company	Ownership	10000.0	Stewart Information Services Corporati	0
0		76-0570062				Electronic Closing Services, Inc.		PA	NIA	Stewart Lender Services, Inc.	Ownership	10000.0	Stewart Information Services Corporati	0
0		13-4359171				PMH Financial, LLC		CO	NIA	Stewart Lender Services, Inc.	Ownership	8529.0	Stewart Information Services Corporati	0
0		20-5593522				PMH Insurance Agency, LLC		CO	NIA	PMH Financial, LLC	Ownership	5000.0	Stewart Information Services Corporati	0
0		47-0941826				Stewart Home Retention Services, Inc.		TX	NIA	Stewart Lender Services, Inc.	Ownership	10000.0	Stewart Information Services Corporati	0
0						Stewart Lender Services, Latin America, S.A.		CR	NIA	Stewart Lender Services, Inc.	Ownership	10000.0	Stewart Information Services Corporati	0
0		74-1881317				Stewart Management information, Inc.		TX	NIA	Stewart Title Company	Ownership	10000.0	Stewart Information Services Corporati	0
0		59-3138030				Stewart Properties of Tampa, Inc.		FL	NIA	Stewart Title Company	Ownership	10000.0	Stewart Information Services Corporati	0
0		59-3138251				Tampa Cypress Partners Inc.		FL	NIA	Stewart Properties of Tampa, Inc.	Ownership	5000.0	Stewart Information Services Corporati	0
0		20-0726763				Stewart Solutions, LLC		TX	NIA	Stewart Title Company	Ownership	10000.0	Stewart Information Services Corporati	0
0		20-1626380				Stewart Insurance and Financial Services, LLC		TX	NIA	Stewart Solutions, LLC	Ownership	10000.0	Stewart Information Services Corporati	0
0		54-1595686				Stewart Title & Escrow Inc.		VA	NIA	Stewart Title Company	Ownership	7000.0	Stewart Information Services Corporati	0
0		92-0184699				Kanawha Land Title Services, LLC		VA	NIA	Stewart Title & Escrow Inc.	Ownership	1000.0	Stewart Information Services Corporati	0
0		27-5102648				Red Fox Title, LLC		VA	NIA	Stewart Title & Escrow Inc.	Ownership	5000.0	Stewart Information Services Corporati	0
0		54-1723012				Signature & Stewart Settlements, L.C.		VA	NIA	Stewart Title & Escrow Inc.	Ownership	8000.0	Stewart Information Services Corporati	0
0		54-1710763				Stewart Title Shenandoah Valley, L.C.		VA	NIA	Stewart Title & Escrow Inc.	Ownership	7500.0	Stewart Information Services Corporati	0
0		54-1473996				Stewart Title & Settlement Services, Inc.		VA	NIA	Stewart Title Company	Ownership	8000.0	Stewart Information Services Corporati	0
0		27-4576358				Allegiance Title Partners, LLC		VA	NIA	Stewart Title & Settlement Services, Inc.	Ownership	4000.0	Stewart Information Services Corporati	0
0		03-0522169				Choice Title, LLC		VA	NIA	Stewart Title & Settlement Services, Inc.	Ownership	5000.0	Stewart Information Services Corporati	0
0		20-0691210				Cooperative Title Services, LLC		VA	NIA	Stewart Title & Settlement Services, Inc.	Ownership	5000.0	Stewart Information Services Corporati	0
0		20-0182416				First Patriot Title LLC		VA	NIA	Stewart Title & Settlement Services, Inc.	Ownership	4000.0	Stewart Information Services Corporati	0
0		45-1620112				J&D Title Services, LLC		VA	NIA	Stewart Title & Settlement Services, Inc.	Ownership	5000.0	Stewart Information Services Corporati	0
0		20-0488200				Member's Assurance Title Services, LLC		VA	NIA	Stewart Title & Settlement Services, Inc.	Ownership	5000.0	Stewart Information Services Corporati	0
0		20-3414392				New Town Title LLC		VA	NIA	Stewart Title & Settlement Services, Inc.	Ownership	4500.0	Stewart Information Services Corporati	0
0		43-1977250				Princess Anne Title LLC		VA	NIA	Stewart Title & Settlement Services, Inc.	Ownership	4000.0	Stewart Information Services Corporati	0
0		86-0223200				Stewart Title & Trust of Phoenix Inc.		AZ	NIA	Stewart Title Company	Ownership	5465.0	Stewart Information Services Corporati	0
0		86-0192318				Citizens Title & Trust		AZ	NIA	Stewart Title & Trust of Phoenix Inc.	Ownership	10000.0	Stewart Information Services Corporati	0



# SCHEDULE Y

## PART 1A - DETAIL OF INSURANCE HOLDING COMPANY SYSTEM

1	2	3	4	5	6	7	8	9	10	11	12	13	14	15
Group Code	Group Name	NAIC Company Code	Federal ID Number	Federal RSSD	CIK	Name of Securities Exchange if Publicly Traded (U.S. or International)	Names of Parent, Subsidiaries Or Affiliates	Domiciliary Location	Relationship to Reporting Entity	Directly Controlled by (Name of Entity / Person)	Type of Control (Ownership, Board, Management, Attorney-in-Fact, Influence, Other)	If Control is Ownership Provide Percentage	Ultimate Controlling Entity(ies)/Person(s)	*
0			42-2164006				Citizens Title Agency of Arizona, LLC	AZ	NIA	Stewart Title & Trust of Phoenix Inc.	Ownership	10000.0	Stewart Information Services Corporati	0
0			86-0612315				F.A.S.B., Inc.	AZ	NIA	Stewart Title & Trust of Phoenix Inc.	Ownership	10000.0	Stewart Information Services Corporati	0
0			86-0587086				H/7 Corporation	AZ	NIA	Stewart Title & Trust of Phoenix Inc.	Ownership	10000.0	Stewart Information Services Corporati	0
0			86-0941501				Safe Harbor Funding, LLC	AZ	NIA	Stewart Title & Trust of Phoenix Inc.	Ownership	10000.0	Stewart Information Services Corporati	0
0			86-0435889				Safford Title Agency, Inc.	AZ	NIA	Stewart Title & Trust of Phoenix Inc.	Ownership	10000.0	Stewart Information Services Corporati	0
0			86-0169247				Stewart Title & Trust of Tucson	AZ	NIA	Stewart Title & Trust of Phoenix Inc.	Ownership	10000.0	Stewart Information Services Corporati	0
0			22-2116669				Stewart Title Agency of Central Jersey, Inc	NJ	NIA	Stewart Title Company	Ownership	2500.0	Stewart Information Services Corporati	0
0			83-0314424				Stewart Title Co. of Gillette Inc.	WY	NIA	Stewart Title Company	Ownership	9333.0	Stewart Information Services Corporati	0
0			41-1334640				Stewart Title Company of Minnesota, Inc.	MN	NIA	Stewart Title Company	Ownership	8500.0	Stewart Information Services Corporati	0
0			41-6419378				STM Holding, Inc.	MN	NIA	Stewart Title Company of Minnesota, Inc.	Ownership	10000.0	Stewart Information Services Corporati	0
0			85-0446018				Stewart Title of Albuquerque, LLC	NM	NIA	Stewart Title Company	Ownership	6100.0	Stewart Information Services Corporati	0
0			45-2605883				Stewart Title of Arkansas, LLC	AR	NIA	Stewart Title Company	Ownership	10000.0	Stewart Information Services Corporati	0
0			71-0765164				Garland County Title Co., Inc.	AR	NIA	Stewart Title of Arkansas, LLC	Ownership	2100.0	Stewart Information Services Corporati	0
0			71-0852776				Garland County Title, LLC	AR	NIA	Stewart Title of Arkansas, LLC	Ownership	2100.0	Stewart Information Services Corporati	0
0			22-3736467				Stewart Title of Bergen County Inc.	NJ	NIA	Stewart Title Company	Ownership	2500.0	Stewart Information Services Corporati	0
0			95-4607898				Stewart Title of California Inc.	CA	NIA	Stewart Title Company	Ownership	10000.0	Stewart Information Services Corporati	0
0			38-3813089				AmSac Rivers Escrow, Inc.	CA	NIA	Stewart Title of California Inc.	Ownership	10000.0	Stewart Information Services Corporati	0
0			74-0540707				Stewart Title of Cameron County, Inc.	TX	NIA	Stewart Title Company	Ownership	9280.0	Stewart Information Services Corporati	0
0			26-4367946				Stewart Title of Durango, LLC	CO	NIA	Stewart Title Company	Ownership	3000.0	Stewart Information Services Corporati	0
0			59-3739300				Stewart Title of Four Corners Inc.	FL	NIA	Stewart Title Company	Ownership	5000.0	Stewart Information Services Corporati	0
0			33-1052472				Stewart Title of Kitsap County	WA	NIA	Stewart Title Company	Ownership	3500.0	Stewart Information Services Corporati	0
0			72-0490619				Stewart Title of Louisiana, Inc.	LA	NIA	Stewart Title Company	Ownership	10000.0	Stewart Information Services Corporati	0
0			72-1322655				Stewart Title of Louisiana, JV	LA	NIA	Stewart Title of Louisiana, Inc.	Ownership	5000.0	Stewart Information Services Corporati	0
0			75-1609998				Stewart Title of Lubbock Inc.	TX	NIA	Stewart Title Company	Ownership	8000.0	Stewart Information Services Corporati	0
0			75-2895334				Lubbock Data	TX	NIA	Stewart Title of Lubbock Inc.	Ownership	5000.0	Stewart Information Services Corporati	0
0			52-1723834				Stewart Title of Maryland Inc.	MD	NIA	Stewart Title Company	Ownership	9000.0	Stewart Information Services Corporati	0
0			27-0050029				Stewart Title Group, LLC	DC	NIA	Stewart Title of Maryland Inc.	Ownership	6000.0	Stewart Information Services Corporati	0
0			81-0529591				Stewart Title of Montana, Inc.	MT	NIA	Stewart Title Company	Ownership	10000.0	Stewart Information Services Corporati	0
0			81-0529656				Surety Title, LLC	MT	NIA	Stewart Title of Montana, Inc.	Ownership	9000.0	Stewart Information Services Corporati	0
0			74-1729137				Stewart Title of Montgomery County, Inc	TX	NIA	Stewart Title Company	Ownership	5000.0	Stewart Information Services Corporati	0
0			16-1694594				Stewart Title of Spokane, LLC	WA	NIA	Stewart Title Company	Ownership	5100.0	Stewart Information Services Corporati	0
0			74-1534607				Stewart Title of the Coastal Bend, Inc.	TX	NIA	Stewart Title Company	Ownership	8000.0	Stewart Information Services Corporati	0
0			35-2125451				Stewart Title Services of NW Indiana LLC	IN	NIA	Stewart Title Company	Ownership	10000.0	Stewart Information Services Corporati	0
0			84-1517419				Stewart Water Information, LLC	CO	NIA	Stewart Title Company	Ownership	5500.0	Stewart Information Services Corporati	0
0			20-1631816				Strategic Title Company LLC	TX	NIA	Stewart Title Company	Ownership	5100.0	Stewart Information Services Corporati	0
0			45-0491890				Summit Land Title, LLC	TN	NIA	Stewart Title Company	Ownership	5100.0	Stewart Information Services Corporati	0
0			30-0654863				Texas State Title, LLC	TX	NIA	Stewart Title Company	Ownership	5100.0	Stewart Information Services Corporati	0
0			75-1006635				Texarkana Title & Abstract Company	TX	NIA	Stewart Title Company	Ownership	9800.0	Stewart Information Services Corporati	0
0			22-1953929				The Title Company of Jersey	NJ	NIA	Stewart Title Company	Ownership	1235.0	Stewart Information Services Corporati	0
0			81-0569576				Third Capital Title Agency	OH	NIA	Stewart Title Company	Ownership	4000.0	Stewart Information Services Corporati	0
0			84-1446701				Title Records, LLC	CO	NIA	Stewart Title Company	Ownership	4000.0	Stewart Information Services Corporati	0
0			20-5080665				TPB Title Agency, LLC	MI	NIA	Stewart Title Company	Ownership	5100.0	Stewart Information Services Corporati	0
0			75-2254859				U.S. Title Company of Wichita County, Ltd	TX	NIA	Stewart Title Company	Ownership	4838.0	Stewart Information Services Corporati	0
0			20-1849071				United Title Guaranty Agency, LLC	AK	NIA	Stewart Title Company	Ownership	6000.0	Stewart Information Services Corporati	0

# SCHEDULE Y

## PART 1A - DETAIL OF INSURANCE HOLDING COMPANY SYSTEM

1	2	3	4	5	6	7	8	9	10	11	12	13	14	15
Group Code	Group Name	NAIC Company Code	Federal ID Number	Federal RSSD	CIK	Name of Securities Exchange if Publicly Traded (U.S. or International)	Names of Parent, Subsidiaries Or Affiliates	Domiciliary Location	Relationship to Reporting Entity	Directly Controlled by (Name of Entity / Person)	Type of Control (Ownership, Board, Management, Attorney-in-Fact, Influence, Other)	If Control is Ownership Provide Percentage	Ultimate Controlling Entity(ies)/Person(s)	*
		0	71-0922599				Yankton Title Company, Inc.	SD	NIA	Stewart Title Company	Ownership	9458.0	Stewart Information Services Corporati	0
		0	77-0354503				Asset Preservation, Inc.	CA	NIA	Stewart Title Company	Ownership	10000.0	Stewart Information Services Corporati	0
		0	68-0403502				API Properties Corporation	CA	NIA	Asset Preservation, Inc.	Ownership	10000.0	Stewart Information Services Corporati	0
		0	68-0434902				API Properties Nevada, Inc.	NV	NIA	Asset Preservation, Inc.	Ownership	10000.0	Stewart Information Services Corporati	0
		0	57-2025106				Hedgerow Properties, LLC	TX	NIA	Asset Preservation, Inc.	Ownership	5000.0	Stewart Information Services Corporati	0
		0	26-2477928				Parked Properties NY, Inc.	NY	NIA	Asset Preservation, Inc.	Ownership	10000.0	Stewart Information Services Corporati	0
		0					Stewart Title Latin America, Inc.	BVI	NIA	Stewart Title Company	Ownership	3000.0	Stewart Information Services Corporati	0
		0					Stewart Costa Rica ABC, S.A.	CR	NIA	Stewart Latin America, Inc.	Ownership	10000.0	Stewart Information Services Corporati	0
		0					Stewart Costa Rica Trust & Escrow Company Limited, S.A.	CR	NIA	Stewart Costa Rica ABC, S.A.	Ownership	10000.0	Stewart Information Services Corporati	0
		0					Stewart Latin America Inmobiliaria, S.A.	CR	NIA	Stewart Costa Rica ABC, S.A.	Ownership	10000.0	Stewart Information Services Corporati	0
		0					Stewart Latin America, S.A. de C.V.	MX	NIA	Stewart Latin America, Inc.	Ownership	9999.8	Stewart Information Services Corporati	0
		0					Stewart Panama, S.A.	Panama	NIA	Stewart Latin America, Inc.	Ownership	10000.0	Stewart Information Services Corporati	0
		0					Stewart Title Dominicana, S.A.	DR	NIA	Stewart Latin America, Inc.	Ownership	8210.0	Stewart Information Services Corporati	0
		0					Stewart Title Eastern Caribbean, Ltd.	Anguilla	NIA	Stewart Latin America, Inc.	Ownership	8300.0	Stewart Information Services Corporati	0
		0					Stewart Title Latin America Operations, S.A.	CR	NIA	Stewart Latin America, Inc.	Ownership	10000.0	Stewart Information Services Corporati	0
		0					Stewart Title Baja, S.A. de C.V.	MX	NIA	Stewart Latin America, S.A. de C.V.	Ownership	9900.0	Stewart Information Services Corporati	0
		0					Stewart Title Puerto Penasco, S.A. de C.V.	MX	NIA	Stewart Title Baja, S.A. de C.V.	Ownership	5000.0	Stewart Information Services Corporati	0
		0					Stewart Title Guadalajara, S.A. de C.V.	MX	NIA	Stewart Latin America, S.A. de C.V.	Ownership	7750.0	Stewart Information Services Corporati	0
		0					Stewart Title Los Cabos, S.A. de C.V.	MX	NIA	Stewart Latin America, S.A. de C.V.	Ownership	9999.8	Stewart Information Services Corporati	0
		0					Stewart Title Monterey, S.A. de C.V.	MX	NIA	Stewart Latin America, S.A. de C.V.	Ownership	9999.8	Stewart Information Services Corporati	0
		0					Stewart Title Puerto Penasco, S.A. de C.V.	MX	NIA	Stewart Latin America, S.A. de C.V.	Ownership	5000.0	Stewart Information Services Corporati	0
		0					Stewart Title Riviera Maya, S.A. de C.V.	MX	NIA	Stewart Latin America, S.A. de C.V.	Ownership	9999.8	Stewart Information Services Corporati	0

**SCHEDULE Y**

**PART 1A - DETAIL OF INSURANCE HOLDING COMPANY SYSTEM**

Asterik	Explanation
	<p style="text-align: center;"><b>NONE</b></p>

**PART 1 – LOSS EXPERIENCE**

	Current Year to Date				5 Prior Year to Date Direct Loss Percentage
	1 Direct Premiums Written	2 Other Income (Page 4, Lines 1.2 + 1.3 + 2)	3 Direct Losses Incurred	4 Direct Loss Percentage Cols. 3 / (1 + 2)	
1. Direct operations	18,564,070	9,097,887	362,224	1.30	0.70
2. Agency operations:					
2.1 Non-affiliated agency operations	107,624,979	53,979	7,115,085	6.60	5.50
2.2 Affiliated agency operations	125,748				
3. Totals	126,314,797	9,151,866	7,477,309	5.50	4.40

**PART 2 – DIRECT PREMIUMS WRITTEN**

	1 Current Quarter	2 Current Year to Date	3 Prior Year Year to Date
1. Direct operations	6,279,353	18,564,070	19,830,710
2. Agency operations:			
2.1 Non-affiliated agency operations	38,379,084	107,624,979	92,529,112
2.2 Affiliated agency operations	41,743	125,748	119,866
3. Totals	44,700,180	126,314,797	112,479,688

**OVERFLOW PAGE FOR WRITE-INS**

**Page 2 - Continuation**

	Current Year			Prior Year
	1	2	3	4
		Nonadmitted	Net Admitted	Net Admitted
	Assets	Assets	Assets	Assets
			(Cols. 1 - 2)	
<b>REMAINING WRITE-INS AGGREGATED AT LINE 25 FOR OTHER THAN INVESTED ASSETS</b>				
2504. Other Receivable .....	19,630		19,630	128,659
2597. Totals (Lines 2501 through 2596) (Page 2, Line 2598)	19,630		19,630	128,659

**SCHEDULE A - VERIFICATION****Real Estate**

	1 Year To Date	2 Prior Year Ended December 31
1. Book/adjusted carrying value, December 31 of prior year	1,195,723	1,247,179
2. Cost of acquired:		
2.1 Actual cost at time of acquisition		
2.2 Additional investment made after acquisition	20,000	13,750
3. Current year change in encumbrances		
4. Total gain (loss) on disposals		(2,027)
5. Deduct amounts received on disposals		
6. Total foreign exchange change in book/adjusted carrying value		
7. Deduct current year's other than temporary impairment recognized		
8. Deduct current year's depreciation	49,571	63,179
9. Book/adjusted carrying value at the end of current period (Lines 1 + 2 + 3 + 4 - 5 + 6 - 7 - 8)	1,166,152	1,195,723
10. Deduct total nonadmitted amounts		
11. Statement value at end of current period (Line 9 minus Line 10)	1,166,152	1,195,723

**SCHEDULE B - VERIFICATION****Mortgage Loans**

	1 Year To Date	2 Prior Year Ended December 31
1. Book value/recorded investment excluding accrued interest, December 31 of prior year		
2. Cost of acquired:		
2.1 Actual cost at time of acquisition		
2.2 Additional investment made after acquisition		
3. Capitalized deferred interest and other		
4. Accrual of discount		
5. Unrealized valuation increase (decrease)		
6. Total gain (loss) on disposals		
7. Deduct amounts received on disposals		
8. Deduct amortization of premium and mortgage interest points and commitment fees		
9. Total foreign exchange change in book value/recorded investment excluding accrued interest		
10. Deduct current year's other than temporary impairment recognized		
11. Book value/recorded investment excluding accrued interest at end of current period (Lines 1 + 2 + 3 + 4 + 5 + 6 - 7 - 8 + 9 - 10)		
12. Total valuation allowance		
13. Subtotal (Line 11 plus Line 12)		
14. Deduct total nonadmitted amounts		
15. Statement value at end of current period (Line 13 minus Line 14)		

**SCHEDULE BA - VERIFICATION****Other Long-Term Invested Assets**

	1 Year To Date	2 Prior Year Ended December 31
1. Book/adjusted carrying value, December 31 of prior year	121,754	101,243
2. Cost of acquired:		
2.1 Actual cost at time of acquisition		
2.2 Additional investment made after acquisition		
3. Capitalized deferred interest and other		
4. Accrual of discount		
5. Unrealized valuation increase (decrease)	78,948	106,511
6. Total gain (loss) on disposals		
7. Deduct amounts received on disposals	101,098	86,000
8. Deduct amortization of premium and depreciation		
9. Total foreign exchange change in book/adjusted carrying value		
10. Deduct current year's other than temporary impairment recognized		
11. Book/adjusted carrying value at end of current period (Lines 1 + 2 + 3 + 4 + 5 + 6 - 7 - 8 + 9 - 10)	99,604	121,754
12. Deduct total nonadmitted amounts		
13. Statement value at end of current period (Line 11 minus Line 12)	99,604	121,754

**SCHEDULE D - VERIFICATION****Bonds and Stocks**

	1 Year To Date	2 Prior Year Ended December 31
1. Book/adjusted carrying value of bonds and stocks, December 31 of prior year	73,349,966	64,403,971
2. Cost of bonds and stocks acquired	12,291,594	27,958,077
3. Accrual of discount	8,773	11,096
4. Unrealized valuation increase (decrease)		
5. Total gain (loss) on disposals	654,447	758,794
6. Deduct consideration for bonds and stocks disposed of	13,786,318	18,900,134
7. Deduct amortization of premium	724,285	881,838
8. Total foreign exchange change in book/adjusted carrying value		
9. Deduct current year's other than temporary impairment recognized		
10. Book/adjusted carrying value at end of current period (Lines 1 + 2 + 3 + 4 + 5 - 6 - 7 + 8 - 9)	71,794,177	73,349,966
11. Deduct total nonadmitted amounts		
12. Statement value at end of current period (Line 10 minus Line 11)	71,794,177	73,349,966

## SCHEDULE D - PART 1B

Showing the Acquisitions, Dispositions and Non-Trading Activity  
During the Current Quarter for all Bonds and Preferred Stock by Rating Class

	1 Book/Adjusted Carrying Value Beginning of Current Quarter	2 Acquisitions During Current Quarter	3 Dispositions During Current Quarter	4 Non-Trading Activity During Current Quarter	5 Book/Adjusted Carrying Value End of First Quarter	6 Book/Adjusted Carrying Value End of Second Quarter	7 Book/Adjusted Carrying Value End of Third Quarter	8 Book/Adjusted Carrying Value December 31 Prior Year
<b>BONDS</b>								
1. Class 1 (a)	55,832,534	5,317,942	3,590,083	(201,220)	58,866,165	55,832,534	57,359,173	58,190,081
2. Class 2 (a)	14,860,327	658,146	1,045,763	(37,706)	15,113,800	14,860,327	14,435,004	15,159,885
3. Class 3 (a)								
4. Class 4 (a)								
5. Class 5 (a)								
6. Class 6 (a)								
7. Total Bonds	70,692,861	5,976,088	4,635,846	(238,926)	73,979,965	70,692,861	71,794,177	73,349,966
<b>PREFERRED STOCK</b>								
8. Class 1								
9. Class 2								
10. Class 3								
11. Class 4								
12. Class 5								
13. Class 6								
14. Total Preferred Stock								
15. Total Bonds & Preferred Stock	70,692,861	5,976,088	4,635,846	(238,926)	73,979,965	70,692,861	71,794,177	73,349,966

(a) Book/Adjusted Carrying Value column for the end of the current reporting period includes the following amount of non-rated, short-term and cash-equivalent bonds by NAIC designation:

NAIC 1 \$ 0; NAIC 2 \$ 0; NAIC 3 \$ 0; NAIC 4 \$ 0; NAIC 5 \$ 0; NAIC 6 \$ 0

- NONE    Schedule DA - Part 1 and Verification**
- NONE    Schedule DB - Part A and B Verification**
- NONE    Schedule DB - Part C - Section 1**
- NONE    Schedule DB - Part C - Section 2**
- NONE    Schedule DB - Verification**
- NONE    Schedule E Verification**





**NONE**    **Schedule B - Part 2 and 3**

**NONE**    **Schedule BA - Part 2 and 3**

### SCHEDULE D - PART 3

Show All Long-Term Bonds and Stock Acquired During the Current Quarter

1 CUSIP Ident- ification	2 Description	3 Foreign	4 Date Acquired	5 Name of Vendor	6 Number of Shares of Stock	7 Actual Cost	8 Par Value	9 Paid for Accrued Interest and Dividends	10 NAIC Designation or Market Indicator (a)
796237-YX-7	San Antonio TX Co:1 Lot:1		08/20/2012	Weller, Anderson, & Chene		680,898	600,000.00		1FE
2499999	U.S. Total Bonds Political Subdivisions of States, Territories and Possessions				X X X	680,898	600,000.00		X X X
017175-AB-6	ALLEGHANY CORP Co:1 Lot:1		08/16/2012	Credit Suisse/1st Boston		658,146	600,000.00	14,625	2FE
020002-AX-9	ALLSTATE CORP Co:1 Lot:3		09/05/2012	BNY Securities		163,759	125,000.00	2,949	2FE
020002-AX-9	ALLSTATE CORP Co:1 Lot:4		09/05/2012	BNY Securities		491,276	375,000.00	8,847	2FE
36962G-4J-0	GENERAL ELEC CAP CORP Co:1 Lot:4		07/20/2012	JP Morgan		1,126,425	950,000.00	2,467	1FE
36962G-4J-0	GENERAL ELEC CAP CORP Co:1 Lot:5		07/20/2012	JP Morgan		1,600,709	1,350,000.00	3,506	1FE
406216-AH-4	HALLIBURTON COMPANY Co:1 Lot:2		08/16/2012	Wells Fargo Brokerage		624,015	431,000.00	629	1FE
59156R-AX-6	Metlife Inc Co:1 Lot:2		08/08/2012	Weller, Anderson, & Chene		229,404	200,000.00	132	1FE
59156R-AX-6	Metlife Inc Co:1 Lot:3		08/08/2012	Weller, Anderson, & Chene		401,457	350,000.00	231	1FE
3899999	Total Bonds Industrial and Miscellaneous (Unaffiliated)				X X X	5,295,191	4,381,000.00	33,386	X X X
8399997	Total Bonds Part 3				X X X	5,976,089	4,981,000	33,386	X X X
8399998	Summary Item from Part 5 for Bonds				X X X	X X X	X X X	X X X	X X X
8399999	Total Bonds				X X X	5,976,089	4,981,000.00	33,386	X X X
9999999	Totals				X X X	5,976,089	X X X	33,386	X X X

E04

(a) For all common stock bearing the NAIC market indicator 'U' provide: the number of such issues 0.

## SCHEDULE D - PART 4

Show All Long-Term Bonds and Stock Sold, Redeemed or Otherwise Disposed of  
During the Current Quarter

1 CUSIP Ident- ification	2 Description	3 F o r e i g n	4 Disposal Date	5 Name of Purchaser	6 Number of Shares of Stock	7 Consid- eration	8 Par Value	9 Actual Cost	10 Prior Year Book/ Adjusted Carrying Value	Change in Book/Adjusted Carrying Value					16 Book/ Adjusted Carrying Value at Disposal Date	17 Foreign Exchange Gain (Loss) on Disposal	18 Realized Gain (Loss) on Disposal	19 Total Gain (Loss) on Disposal	20 Bond Interest/ Stock Dividends Received During Year	21 Stated Contractual Maturity Date	22 NAIC Desig- nation or Market Indicator (a)
										11 Unrealized Valuation Increase/ (Decrease)	12 Current Year's (Amort- ization)/ Accretion	13 Current Year's Other Than Temporary Impairment Recognized	14 Total Change in B./A.C.V. (11+12-13)	15 Total Foreign Exchange Change in B./A.C.V.							
912828-HC-7	US TREASURY N/B Co:1 Lot:1		08/31/2012	MATURITY		400,000	400,000.00	416,688	402,857		(2,857)		(2,857)		400,000				16,500	08/31/2012	1PE
0599999	Total - Bonds - U.S. Governments				X X X	400,000	400,000.00	416,688	402,857		(2,857)		(2,857)		400,000				16,500	X X X	X X X
414004-QS-3	Harris County Tex Co:1 Lot:2		08/15/2012	MATURITY		165,000	165,000.00	196,560	167,593		(2,593)		(2,593)		165,000				8,869	08/15/2012	1FE
2499999	U.S. Total - Bonds - Political Subdivisions of States, Territories and Possessions				X X X	165,000	165,000.00	196,560	167,593		(2,593)		(2,593)		165,000				8,869	X X X	X X X
915137-ZB-2	UNIVERSITY TEX UNIV REVS Co:1 Lot		08/15/2012	MATURITY		400,000	400,000.00	426,028	402,873		(2,873)		(2,873)		400,000				20,000	08/15/2012	1FE
3199999	U.S. Total - Bonds - Special Revenue and Special Assessment Non-Guaranteed Obl				X X X	400,000	400,000.00	426,028	402,873		(2,873)		(2,873)		400,000				20,000	X X X	X X X
166754-AH-4	CHEVRON PHILLIPS Co:1 Lot:1		08/16/2012	Cantor Fitzgerald		1,284,401	900,000.00	1,090,386	1,056,626		(10,862)		(10,862)		1,045,763		238,638	238,638	49,706	06/15/2019	2FE
36962G-3U-6	General Electric Cap Corp Co:1 Lot:1		07/20/2012	JP Morgan		1,123,470	950,000.00	1,093,393			(9,120)		(9,120)		1,084,273		39,197	39,197	39,188	05/01/2018	1FE
36962G-3U-6	General Electric Cap Corp Co:1 Lot:2		07/20/2012	JP Morgan		1,596,510	1,350,000.00	1,553,769			(12,960)		(12,960)		1,540,809		55,701	55,701	55,688	05/01/2018	1FE
3899999	Total - Bonds - Industrial and Miscellaneous (Unaffiliated)				X X X	4,004,381	3,200,000.00	3,737,548	1,056,626		(32,942)		(32,942)		3,670,845		333,536	333,536	144,582	X X X	X X X
8399997	Total - Bonds - Part 4				X X X	4,969,381	4,165,000.00	4,776,824	2,029,949		(41,265)		(41,265)		4,635,845		333,536	333,536	189,951	X X X	X X X
8399998	Summary Item from Part 5 for Bonds				X X X	X X X	X X X	X X X	X X X	X X X	X X X	X X X	X X X	X X X	X X X	X X X	X X X	X X X	X X X	X X X	X X X
8399999	Total Bonds				X X X	4,969,381	4,165,000.00	4,776,824	2,029,949		(41,265)		(41,265)		4,635,845		333,536	333,536	189,951	X X X	X X X
9999999	Totals					4,969,381	X X X	4,776,824	2,029,949		(41,265)		(41,265)		4,635,845		333,536	333,536	189,951	X X X	X X X

(a) For all common stock bearing the NAIC market indicator 'U' provide: the number of such issues 0.

**NONE    Schedule DB - Part A - Section 1**

**NONE    Schedule DB - Part B - Section 1**

**NONE    Schedule DB - Part D**

**NONE    Schedule DL - Part 1**

**NONE    Schedule DL - Part 2**

## SCHEDULE E - PART 1 - CASH

### Month-End Depository Balances

1 Depository	2 Code	3 Rate of Interest	4 Amount of Interest Received During Current Quarter	5 Amount of Interest Accrued at Current Statement Date	Book Balance at End of Each Month During Current Quarter			9 *	
					6 First Month	7 Second Month	8 Third Month		
Open Depositories - Section (A) - Segregated Funds Held for Others									
JP Morgan Chase					6,355	6,355	6,355		
JP Morgan Chase					1,500,045	40,352,313	39,356,852		
Citibank, N.A					82,001,329	4,266,939	3,907,424		
Citibank, N.A					28,467,994	25,623,808	23,160,028		
JP Morgan Chase					10,157,162	10,157,288	8,783,361		
JP Morgan Chase					7,314,799	475,943	1,564,797		
JP Morgan Chase					1,999,968	1,840,281	304,577		
JP Morgan Chase					2,513,647	2,513,647	2,785,462		
JP Morgan Chase					78,894	97,556	77,049		
JP Morgan Chase					304,716	304,716	304,716		
Citibank, N.A					16,733	29,695	4,327		
Citibank, N.A					2,407,798	2,545,315	435,444		
Citibank, N.A					125,641	1,100,857	148,504		
Citibank, N.A					1,080,667	1,105,393	1,793,543		
Bank of America					2,887,635	3,465,211	3,111,506		
Bank of America					11,372	33,869	4,415		
0199998	Deposits in ( ) depositories which do not exceed the allowable limit in any one depository (see Instructions) - Open Depositories	X X X	X X X					X	
0199999	Total Segregated Funds Held for Others	X X X	X X X		140,874,755	93,919,186	85,748,360	X	
Open Depositories - Section (B) - General Funds									
State Street Bank					367,775	286,296	217,019		
State Street Bank					411,719	544,902	208,329		
Citibank, N.A			1,949		2,369,792	3,906,264	4,064,793		
JP Morgan Chase					9,882	9,883	9,552		
Bank of America					467,906	647,951	520,476		
0299998	Deposits in ( ) depositories which do not exceed the allowable limit in any one depository (see Instructions) - Open Depositories	X X X	X X X	130	129,465	129,465	129,465	X	
0299999	Total General Funds	X X X	X X X	2,079	3,756,539	5,524,761	5,149,634	X	
Open Depositories - Section (C) - Reinsurance Reserve Funds									
0399998	Deposits in ( ) depositories which do not exceed the allowable limit in any one depository (see Instructions) - Open Depositories	X X X	X X X					X	
0399999	Total Reinsurance Reserve Funds	X X X	X X X					X	
0499999	Total Open Depositories	X X X	X X X	2,079	144,631,294	99,443,947	90,897,994	X	
Suspended Depositories - Section (A) - Seg. Funds Held for Others									
0599998	Deposits in ( ) depositories which do not exceed the allowable limit in any one depository (see Instructions) - Suspended Depositories	X X X	X X X					X	
0599999	Total Segregated Funds Held for Others	X X X	X X X					X	
Suspended Depositories - Section (B) - General Funds									
0699998	Deposits in ( ) depositories which do not exceed the allowable limit in any one depository (see Instructions) - Suspended Depositories	X X X	X X X					X	
0699999	Total General Funds	X X X	X X X					X	
Suspended Depositories - Section (C) - Reinsurance Reserve Funds									
0799998	Deposits in ( ) depositories which do not exceed the allowable limit in any one depository (see Instructions) - Suspended Depositories	X X X	X X X					X	
0799999	Total Reinsurance Reserve Funds	X X X	X X X					X	
0899999	Total Suspended Depositories	X X X	X X X					X	
0999999	Total Cash on Deposit	X X X	X X X	2,079	144,631,294	99,443,947	90,897,994	X	
1099999	Cash in Company's Office	X X X	X X X	X X X	X X X	6,850	6,850	6,850	X
1199999	Total Cash	X X X	X X X	2,079	144,638,144	99,450,797	90,904,844	X	

## SCHEDULE E - PART 2 - CASH EQUIVALENTS

Show Investments Owned End of Current Quarter

1 Description	2 Code	3 Date Acquired	4 Rate of Interest	5 Maturity Date	6 Book/Adjusted Carrying Value	7 Amount of Interest Due & Accrued	8 Amount Received During Year
			<b>NONE</b>				
<div style="display: flex; justify-content: space-between;"> <span style="writing-mode: vertical-rl; transform: rotate(180deg);">E12</span> <span>8699999 Total Cash Equivalents</span> </div>							